
Report to: Audit and Scrutiny Committee

Date of Meeting: 23rd April 2026

Subject: Fire Performance Report – 6 Month (Q1 and Q2 2025/26)

**Report by: Local Senior Officer, Clackmannanshire, Fife and Stirling
LSO Area**

1.0 Purpose

- 1.1. The purpose of this report is to provide committee with:
- 1.2. An overview of performance of the Scottish Fire and Rescue Service (SFRS) in Clackmannanshire covering the period 1st April 2025 to 30th September 2025. The report (Appendix One) is based on performance against objectives and targets set out in the Local Fire and Rescue Plan for Clackmannanshire. Performance indicators are detailed in the summary report.

2.0 Recommendations

- 2.1. It is recommended that committee note and scrutinise the report as appropriate.

3.0 Considerations

- 3.1. A number of significant trends are worth highlighting.
- 3.2. There have been 0 fire related fatalities and 3 fire casualties in the reporting period.
- 3.3. The SFRS deliver Seasonal Thematic Action Plans. Targets include reducing accidental dwelling fires, reducing fire fatalities and casualties, reducing deliberate fire setting, reducing the number of outdoor fires, and reducing fire related anti-social behaviour.
- 3.4. There were 16 Accidental Dwelling Fires (ADF). The cause of these fires has predominantly been cooking related activities which in Scotland is the number one cause of fires in the home. This will continue to be a focus of our on-going prevention work.
- 3.5. Work continues to identify and support vulnerable people in Clackmannanshire, through the Home Fire Safety Visit (HFSV) Programme and fire safety referrals through multi-agency activity. The quantity and quality of referrals from partners allow the service to target resources within

Clackmannanshire, with the aim of reducing the number of accidental dwelling fires and casualties from these fires in the long term.

During the reporting period, local operational crews and the Community Action Team carried out 85 HFSV's.

- 3.6. A Youth Volunteer scheme (FireSkills) continues to be a success at Alloa Community Fires Station and has become a pivotal part of youth engagement within the Clackmannanshire area.
- 3.7. There were 69 deliberate fires recorded during the reporting period. This continues to be an area of focus for the SFRS and partners to reduce instances of fire and anti-social behaviour within the Local Authority area.
- 3.8. The number of Unwanted Fire Alarm Signals during the reporting period was 56. This is a significant reduction of previous reporting years. We continue to monitor all UFAS activity and have introduced a new approach to responding to UFAS incidents. SFRS continue to work with duty holders to discuss the implications of UFAS and identify where improvements can be made. We are also informing duty holders of the latest fire detection technology available which has a proven record in reducing unwanted signals.

4.0 Sustainability Implications

- 4.1. None.

5.0 Resource Implications

5.1. Financial Details

- 5.2. The full financial implications of the recommendations are set out in the report. This includes a reference to full life cycle costs where appropriate. Yes

- 5.3. Finance have been consulted and have agreed the financial implications as set out in the report. Yes

5.4. Staffing

6.0 Exempt Reports

- 6.1. Is this report exempt? Yes (please detail the reasons for exemption below) No

7.0 Declarations

The recommendations contained within this report support or implement our Corporate Priorities and Council Policies.

(1) Our Priorities

Clackmannanshire will be attractive to businesses & people and ensure fair opportunities for all

Our families; children and young people will have the best possible start in life

Women and girls will be confident and aspirational, and achieve their full potential

Our communities will be resilient and empowered so that they can thrive and flourish

(2) **Council Policies**

Complies with relevant Council Policies

8.0 Impact Assessments

8.1 Have you attached the combined equalities impact assessment to ensure compliance with the public sector equality duty and fairer Scotland duty? (All EFSIAs also require to be published on the Council's website)

Yes

8.2 If an impact assessment has not been undertaken you should explain why:

There are no direct impacts resulting from the contents of this report.

9.0 Legality

9.1 It has been confirmed that in adopting the recommendations contained in this report, the Council is acting within its legal powers. Yes

10.0 Appendices

10.1 Please list any appendices attached to this report. If there are no appendices, please state "none".

Appendix 1 – 2025/26 Q1&Q2 Scrutiny Report

11.0 Background Papers

11.1 Have you used other documents to compile your report? (All documents must be kept available by the author for public inspection for four years from the date of meeting at which the report is considered)

Yes (please list the documents below) No

Author(s)

NAME	DESIGNATION
Des Donnelly	Group Commander for Stirling-Clackmannanshire-Fife LSO Area



Clackmannanshire

2025-26 Q1 & Q2 Scrutiny Report



SCOTTISH
FIRE AND RESCUE SERVICE

Working together for a safer Scotland

**Working together
for a safer Scotland**

Clackmannanshire



All



Multiple selections



Clackmannanshire

2025-26 Q1 & Q2

Scrutiny Report

Contents













1	Summary
2	Trends
3	Accidental Dwelling Fires (ADFs)
4	Accidental Dwelling Fire Casualties
5	Non-Fire Casualties
6	Deliberate Fires
7	Non-Domestic Fires
8	Unwanted Fire Alarm Signals (UFAS)
9	Road Traffic Collisions (RTCs)
10	Home Fire Safety Visits (HFSVs)
11	Fire Safety Enforcement
12	Community Safety & Engagement
13	Glossary of Terms

About the statistics within this report

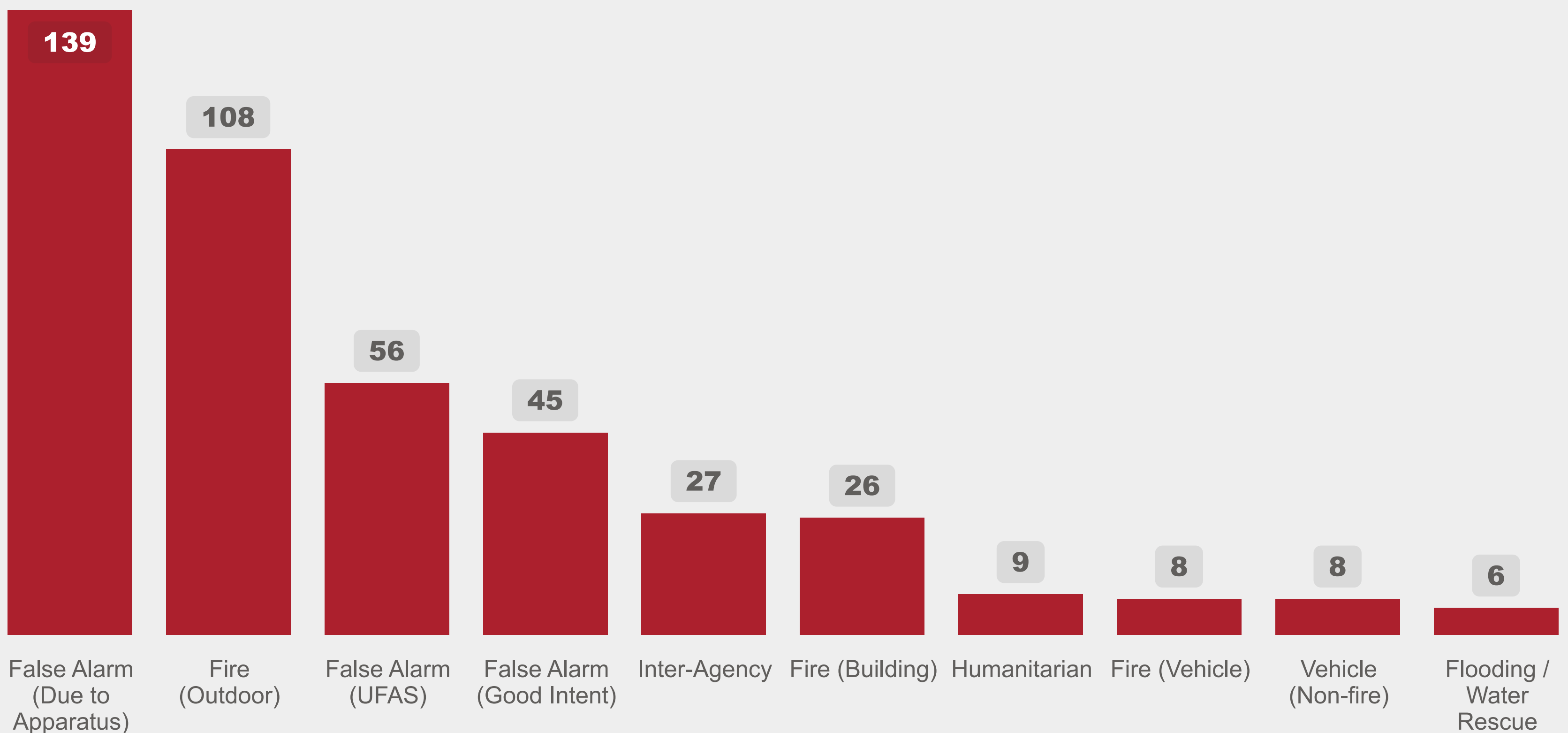
The activity totals and other statistics quoted within this report are published in the interests of transparency and openness. They are provisional in nature and subject to change as a result of ongoing quality assurance and review. Because all statistics quoted are provisional there may be a difference in the period totals quoted in our reports after local publication which result from revisions or additions to the data in our systems. The Scottish Government publishes official statistics each year which allow for comparisons to be made over longer periods of time.

1. Summary

2025-26 Q1 & Q2

 437 Total Incidents (Incl. Incompletes)	 142 Fires	 54 Non-Fire Incidents	 241 False Alarms	 56 UFAS
 18 People Rescued by Firefighters	 2 People Receiving First Aid or Hospital Treatment (Fires)	 0 Fire Fatalities	 6 People Receiving First Aid or Hospital Treatment (Non-Fire)	 3 Non-Fire Fatalities
 85 Home Fire Safety Visits	 23 Fire Safety Audits			

Top 10 Incident Types



The tables above show activity within the Clackmannanshire Local Authority Area over the period 1st April to 30th September 2025.

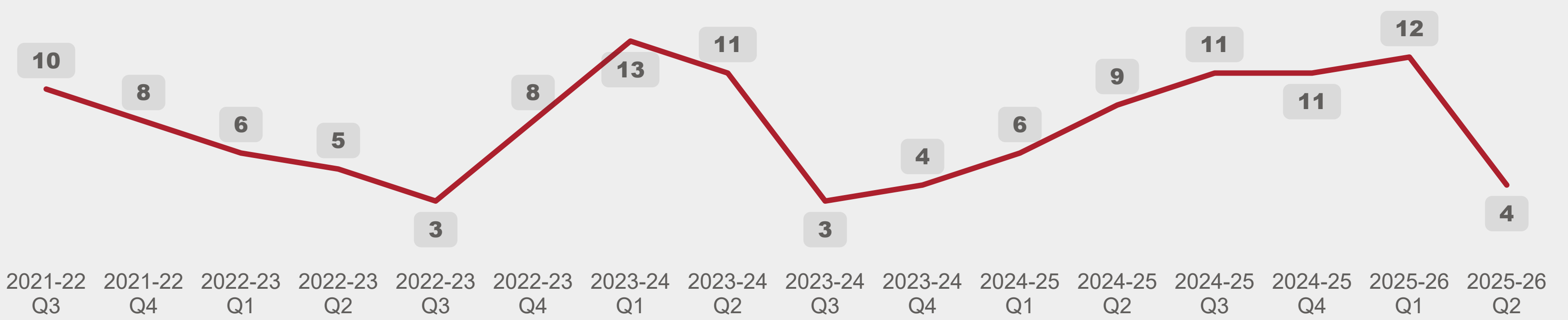
Across the area, crews have responded to a total of 437 incidents. The sections to follow provide more detail on these.

The Incident Reporting System allows for a 2 week lag in data. Information is correct at time of printing.

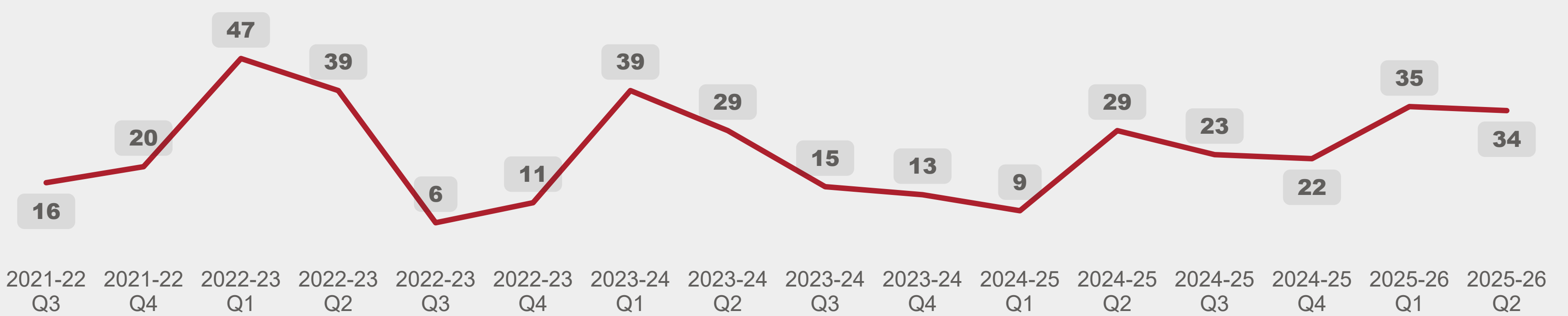
2. Trends

Previous 16 quarters (4 years)

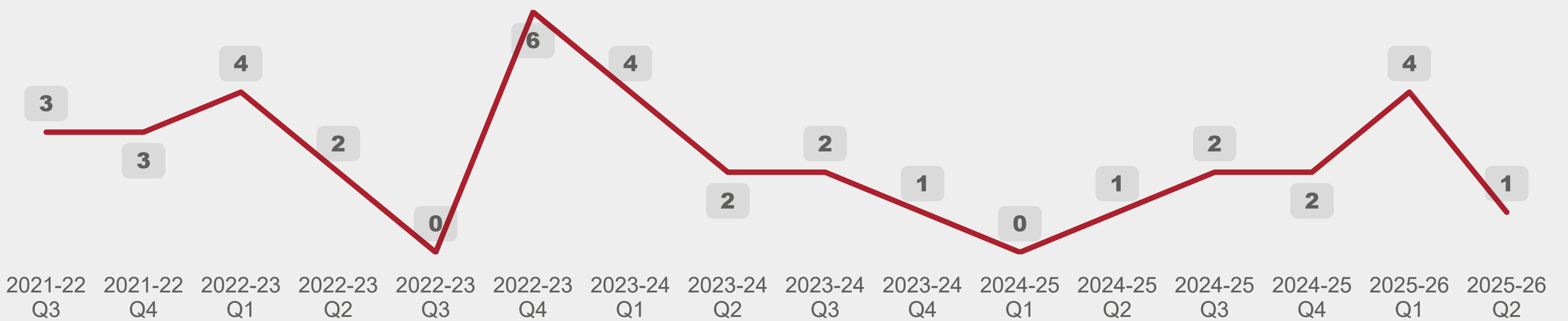
Accidental Dwelling Fires



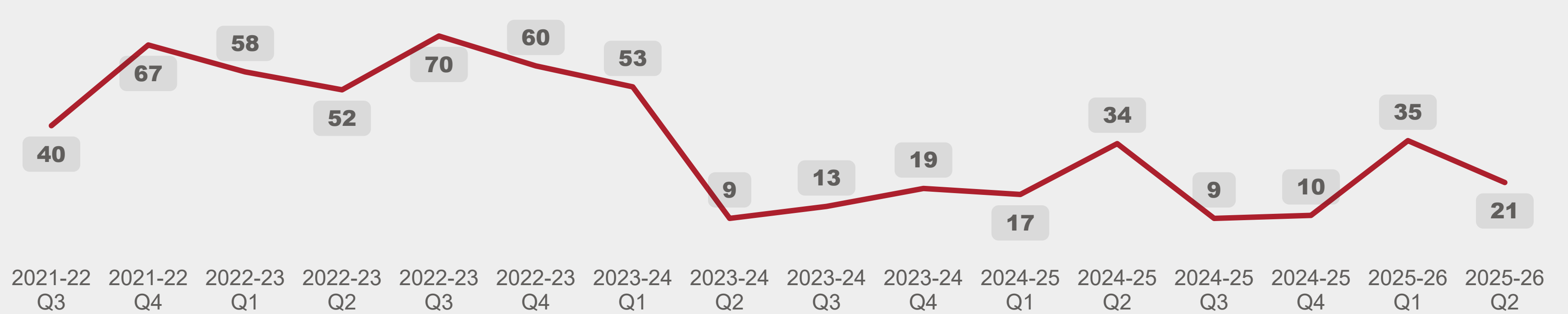
Deliberate Fires



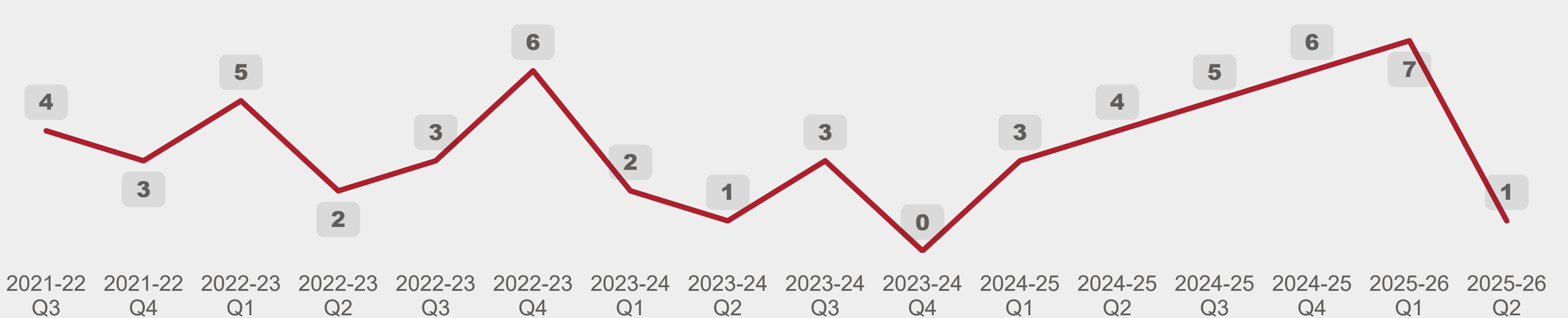
Non-Domestic Fires



Unwanted Fire Alarm Signals



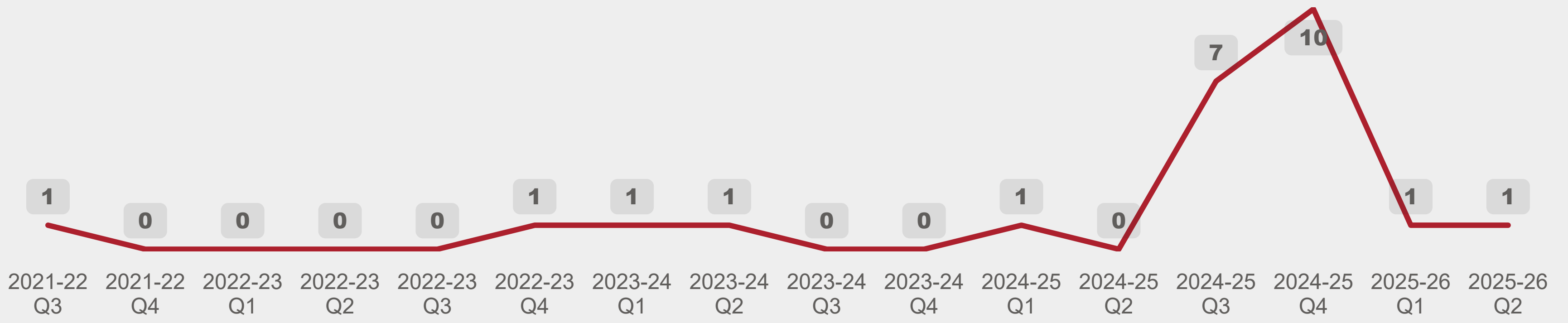
Road Traffic Collisions



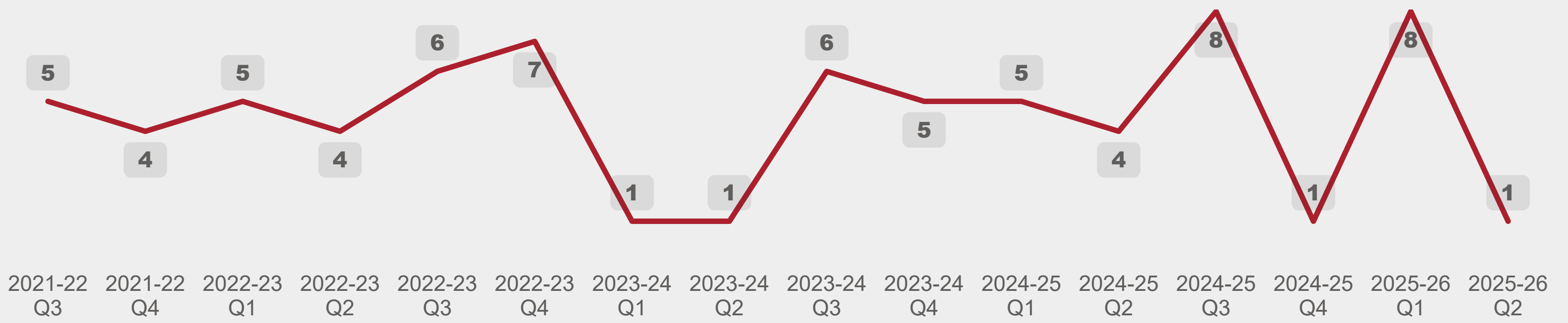
2. Trends

Previous 16 quarters (4 years)

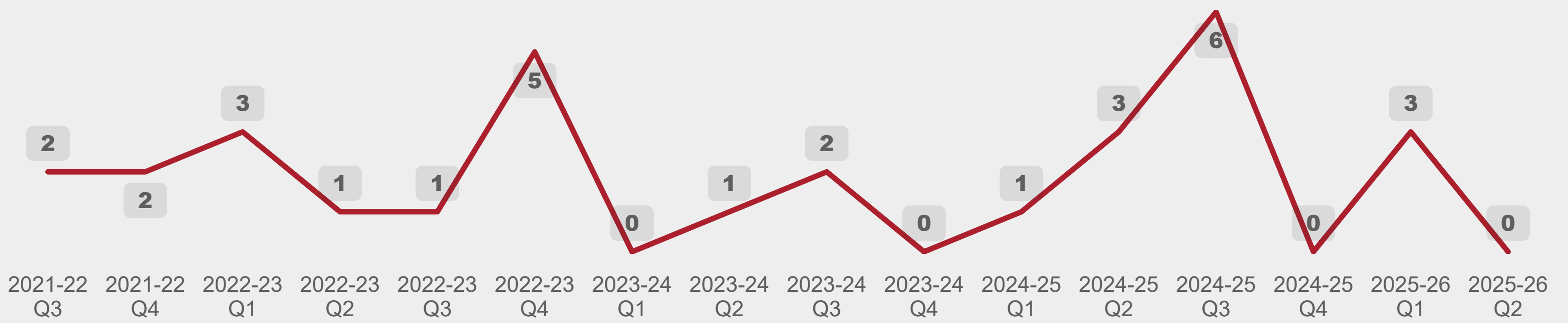
Accidental Dwelling Fire Casualties



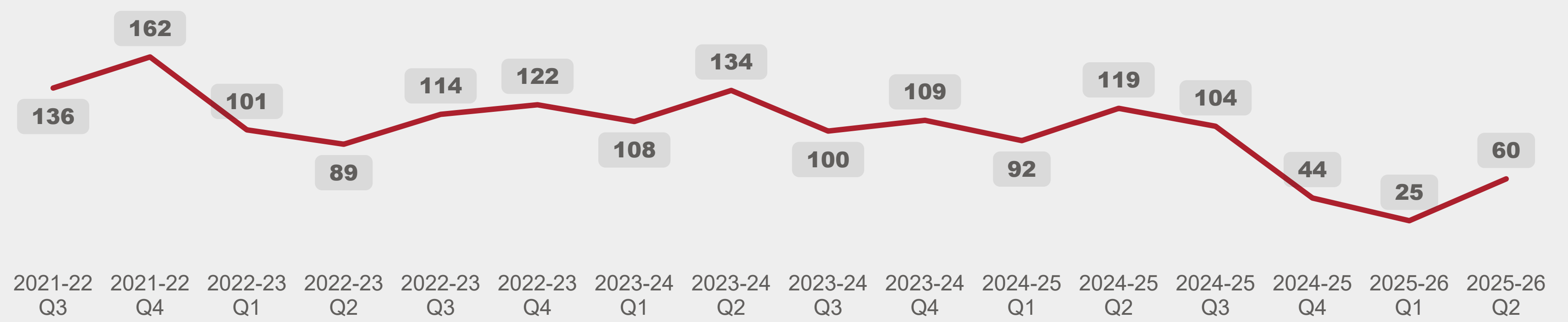
Non-Fire Casualties



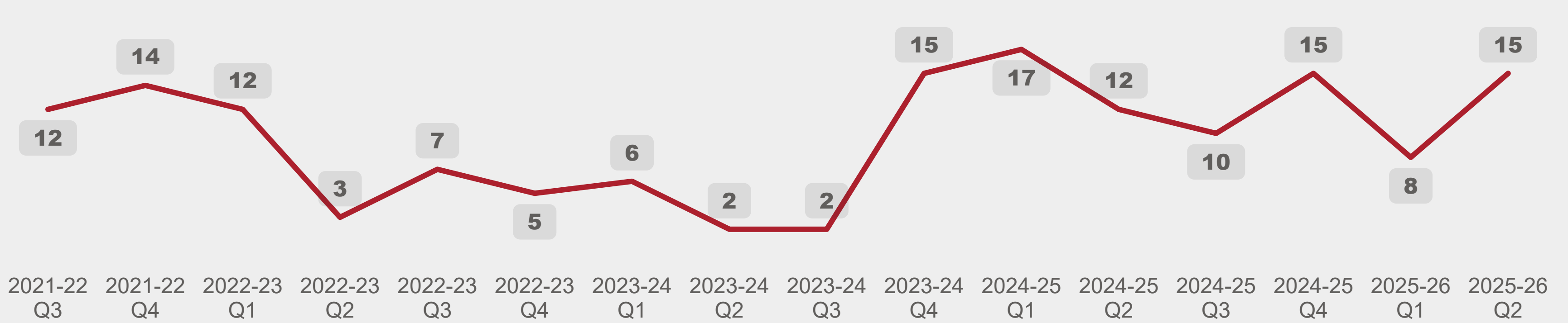
Road Traffic Collision Casualties



Home Fire Safety Visits



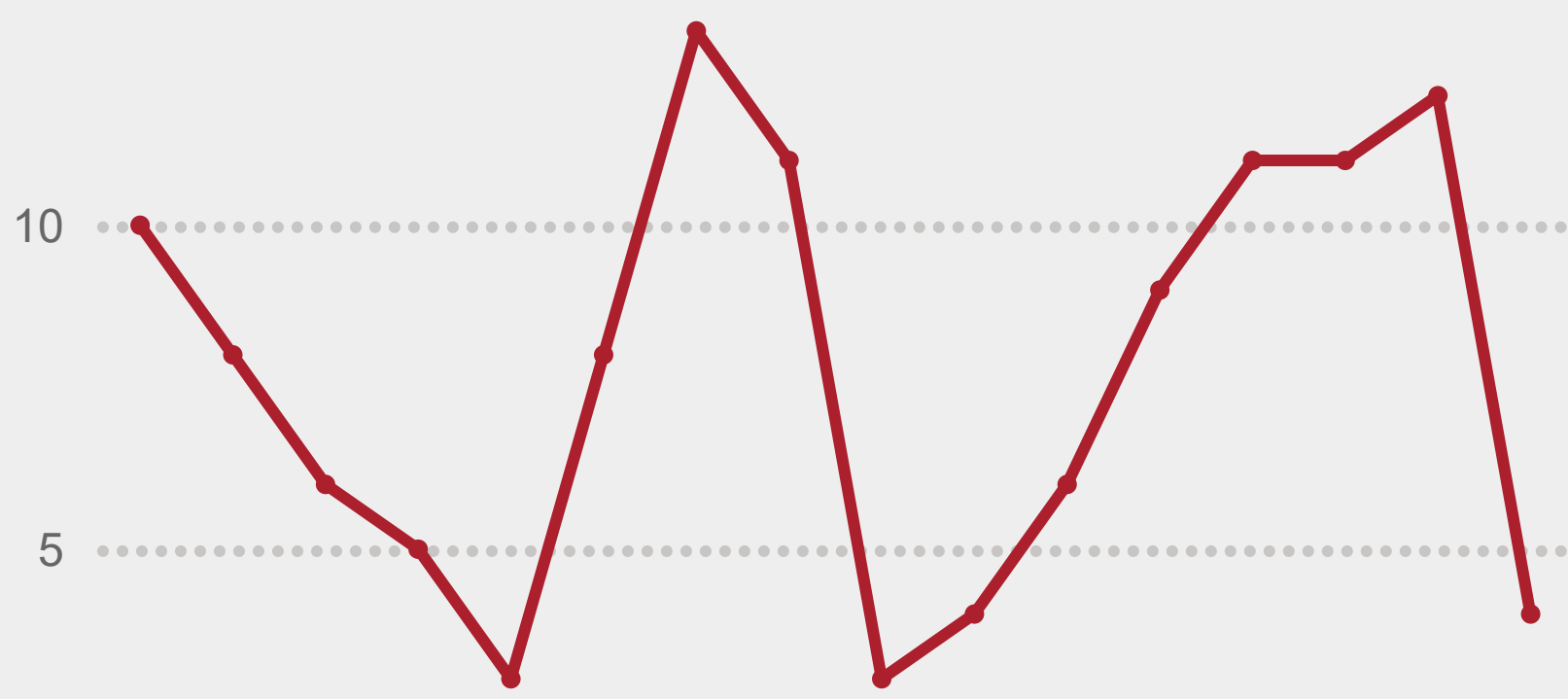
Fire Safety Audits



3. Accidental Dwelling Fires

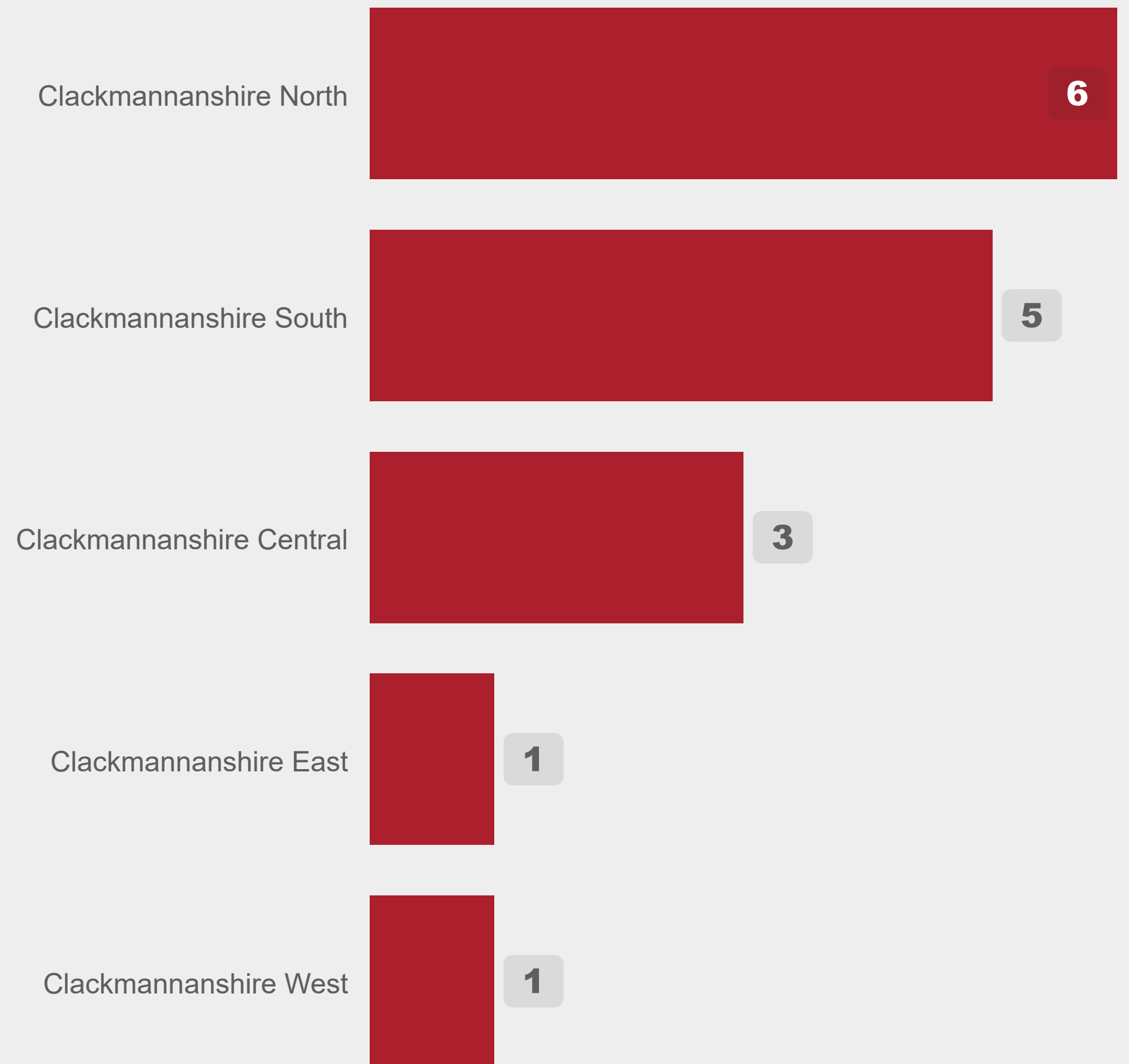
2025-26 Q1 & Q2

Trend by Quarter (4 years)

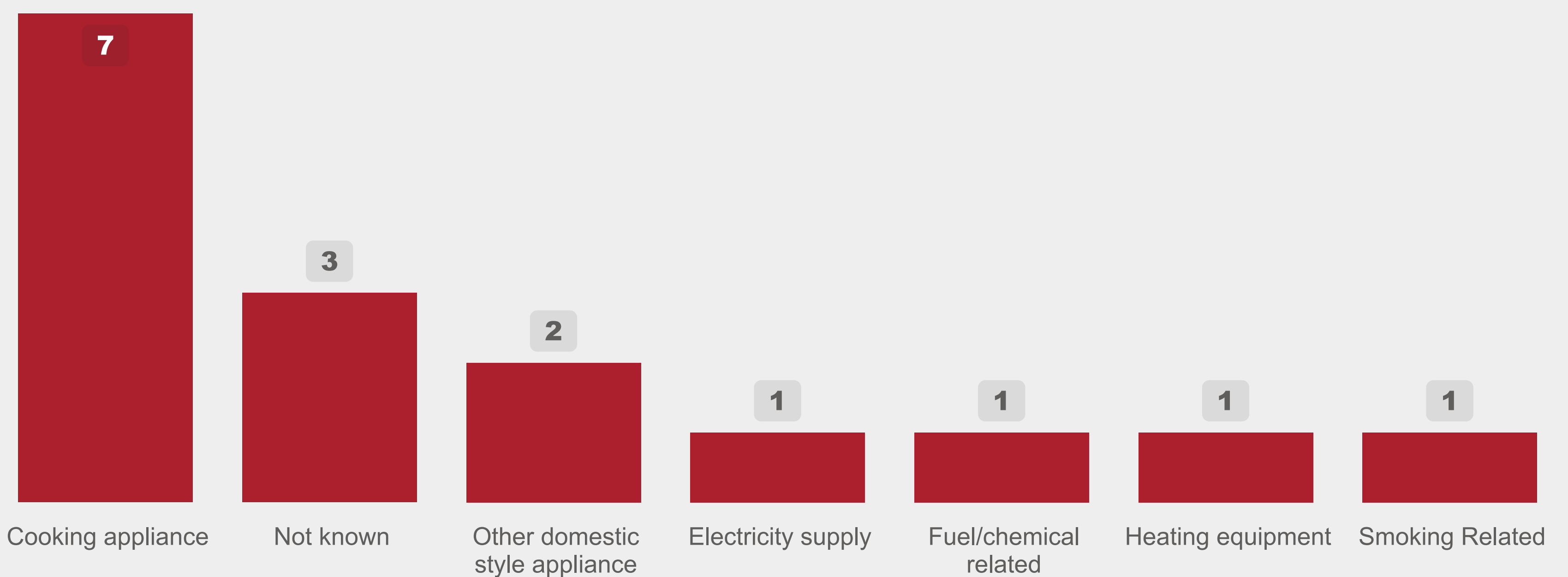


Extent of Damage	Incidents
Limited to item 1st ignited	7
Limited to room of origin	3
Not applicable	3
Roof space and other floors(s)	2
Limited to 2 floors (not whole building)	1

Incidents by Ward



Source of Ignition (Top 10)



16

**Accidental Dwelling Fires
in this period**

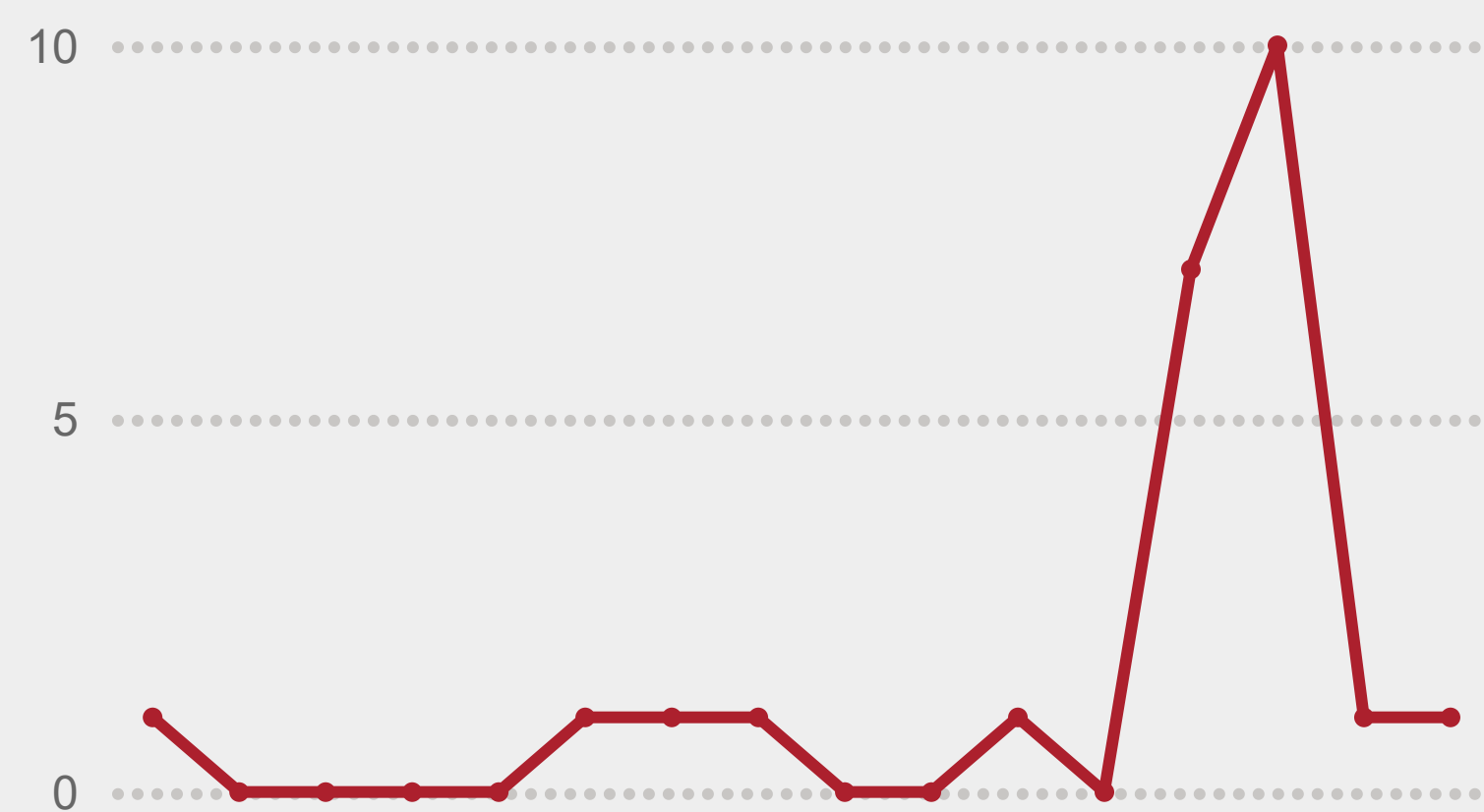
Accidental Dwelling Fires (House Fires) has seen a slight increase over the reporting period with a sharp fall in the quarter 2 of 2025. This fall is consistent with previous years where we experience peaks and troughs throughout the year/s.

Cooking remains the highest cause of Dwelling Fires and our crews continue to offer Home Fire Safety Visits to the most vulnerable (high risk) in our communities. We encourage Partners to sign up to our Partner Referral App to refer those most at risk.

4. Accidental Dwelling Fire Casualties

2025-26 Q1 & Q2

Trend by Quarter (4 years)



Casualties by Ward

Clackmannanshire North

1

Clackmannanshire South

1

Nature of Injury/Cause of Death	Casualties
Breathing difficulties (Other than 'Overcome by gas, smoke or toxic fumes, asphyxiation')	1
Overcome by gas, smoke or toxic fumes; asphyxiation	1

2

Non-Fatal Casualties

0

Fatal Casualties

3

People Rescued by Firefighters

Extent of Harm (Non-Fatal)



2

First Aid Given at Scene



0

Hospital Slight Injuries



0

Hospital Serious Injuries

Of the 16 Dwelling Fires, Fire Crews carried out 3 rescues of persons from fire, resulting in 2 people being treated on scene for smoke inhalation/breathing difficulties.

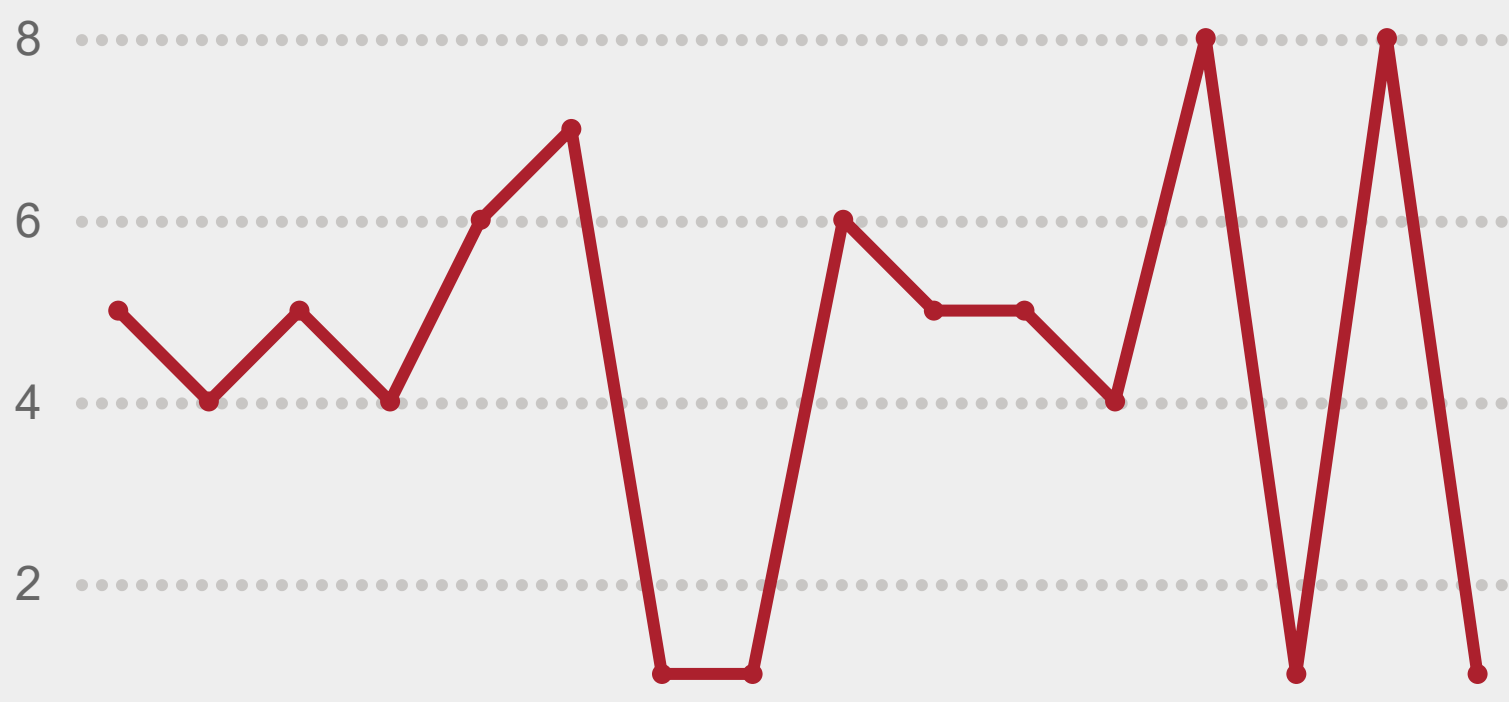
Due to the low number of casualties, a small increase can appear to be a large spike in the data/graphs.

We are pleased to report zero fire fatalities within the reporting period.

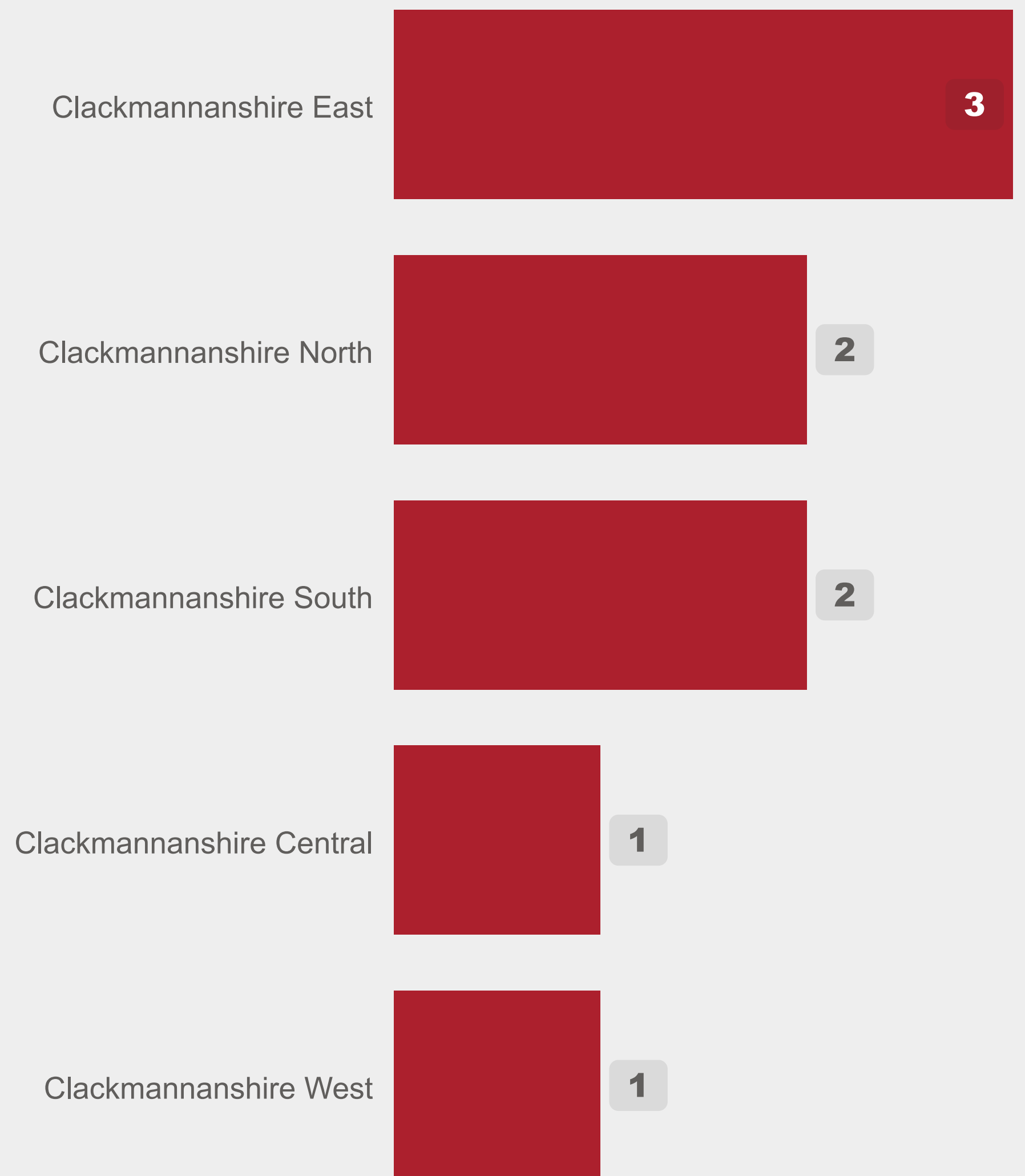
5. Non-Fire Casualties

2025-26 Q1 & Q2

Trend by Quarter (4 years)



Casualties by Ward



Nature of Injury/Cause of Death	Casualties
Chest pain / Heart condition / Cardiac arrest	2
Fracture	2
Bruising	1
Cuts/Lacerations	1
Not known	1
Other	1
Other medical condition	1

6

Non-Fatal Casualties

3

Fatal Casualties

15

People Rescued by Firefighters

Extent of Harm (Non-Fatal)



1

First Aid Given at Scene



3

Hospital Slight Injuries



2

Hospital Serious Injuries

Non Fire Casualties include rescues from Road Traffic Collisions, Water Rescue and other incidents where People have been rescued by Firefighters.

Scottish Fire and Rescue also attend with other agencies to assist in gaining access/egress. Many of these casualties and fatalities result from this type of mobilisation.

The largest majority of Non Fire Casualties have been reported in Clackmannanshire East.

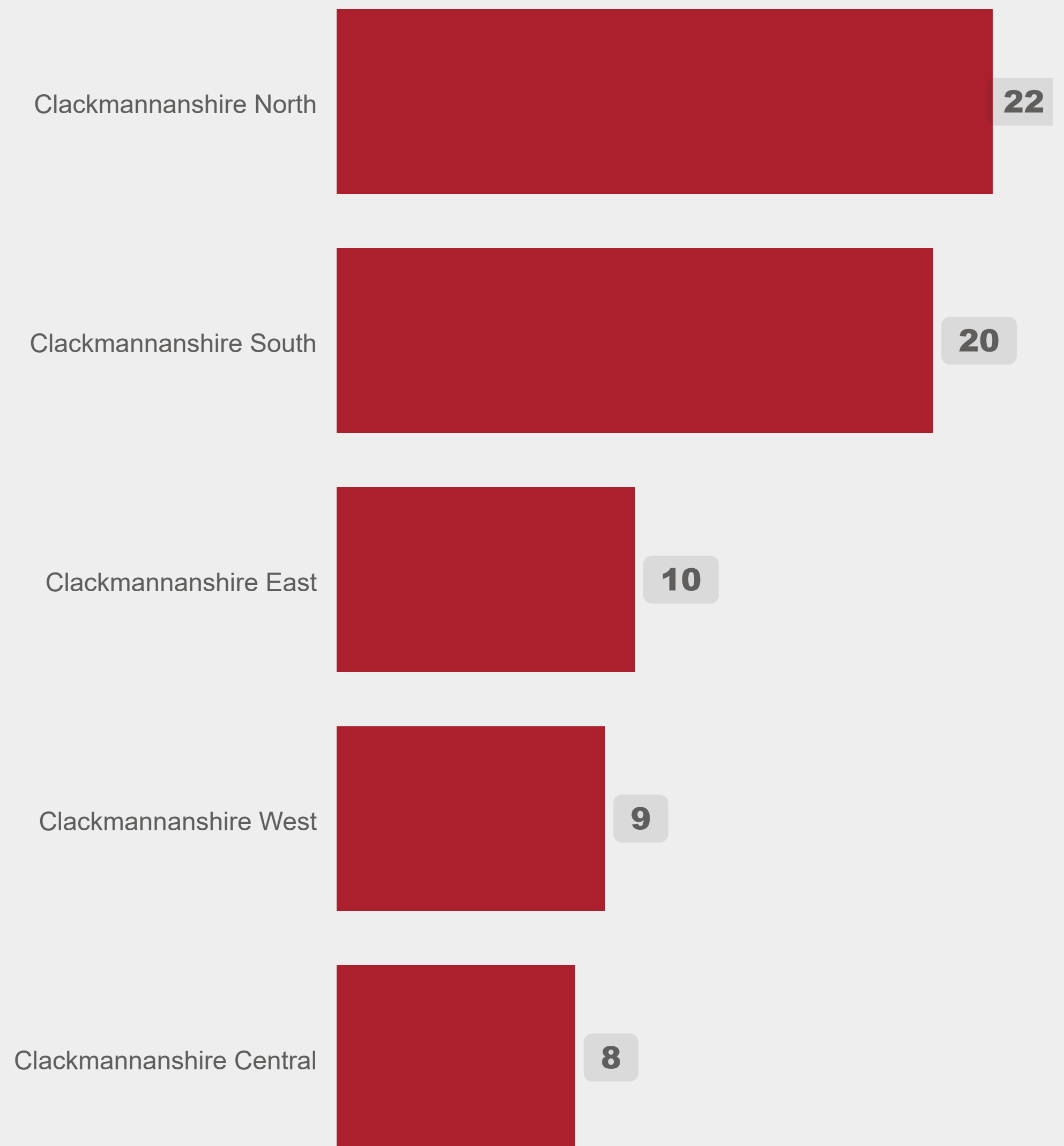
6. Deliberate Fires

2025-26 Q1 & Q2

Trend by Quarter (4 years)



Incidents by Ward

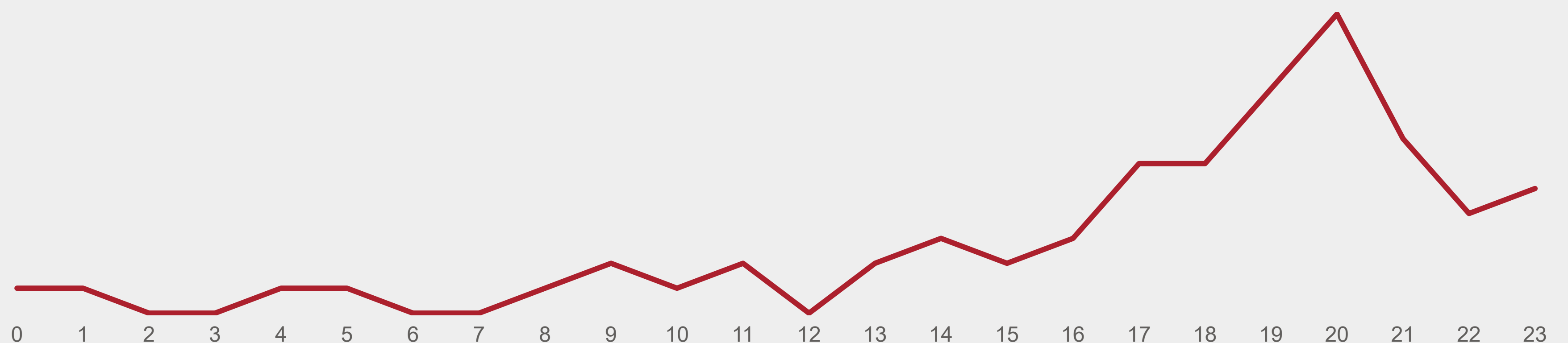


Property Type	Incident
Grassland, woodland and crops	31
Refuse	17
Other outdoors (including land)	10
Non Residential	5
Road Vehicle	3
Dwelling	1
Outdoor equipment and machinery	1
Outdoor structures	1

69

**Deliberate Fires
in this period**

Hour of Day



Clackmannanshire recorded 69 Deliberate Fires within the last 12 month period with Clackmannanshire North and South reporting most incidents.

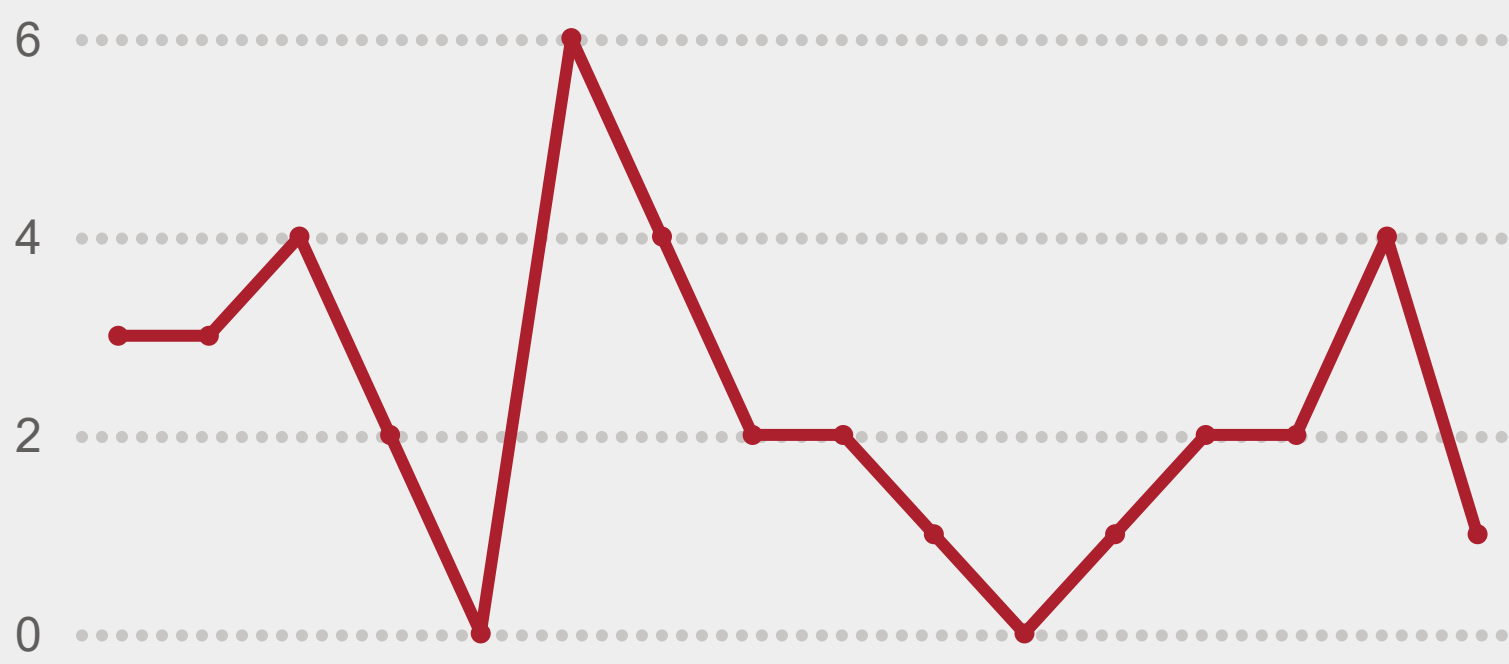
Refuse fires continue to be a main cause of deliberate fire setting and we continue to work with partners on reduction strategies to tackle this problem.

Grassland and outdoor fires continue to rise year on year as the climate changes within Scotland. This is an area of focus for the SFRS with the introduction of our Wildfire Strategy.

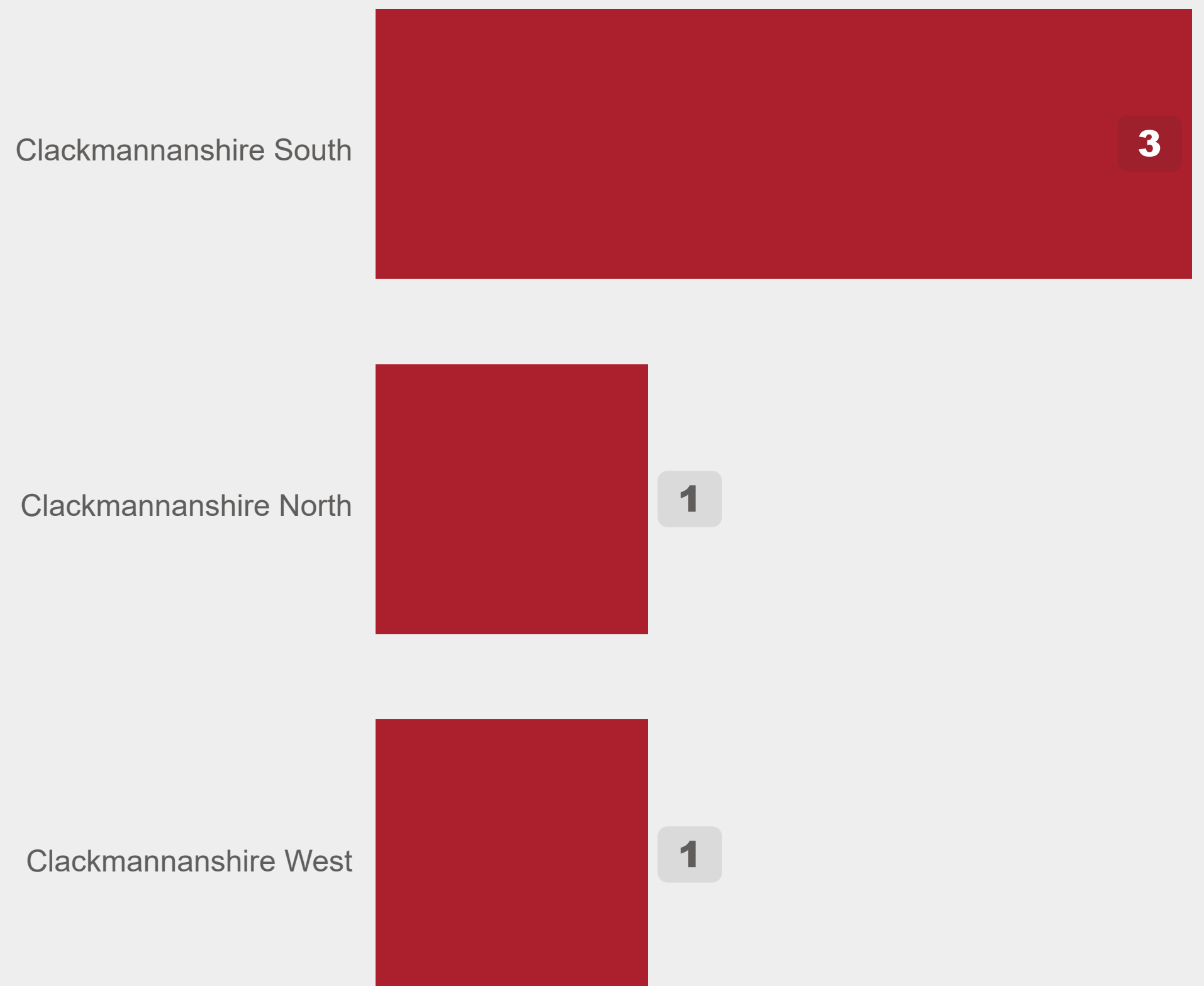
7. Non-Domestic Fires

2025-26 Q1 & Q2

Trend by Quarter (4 years)

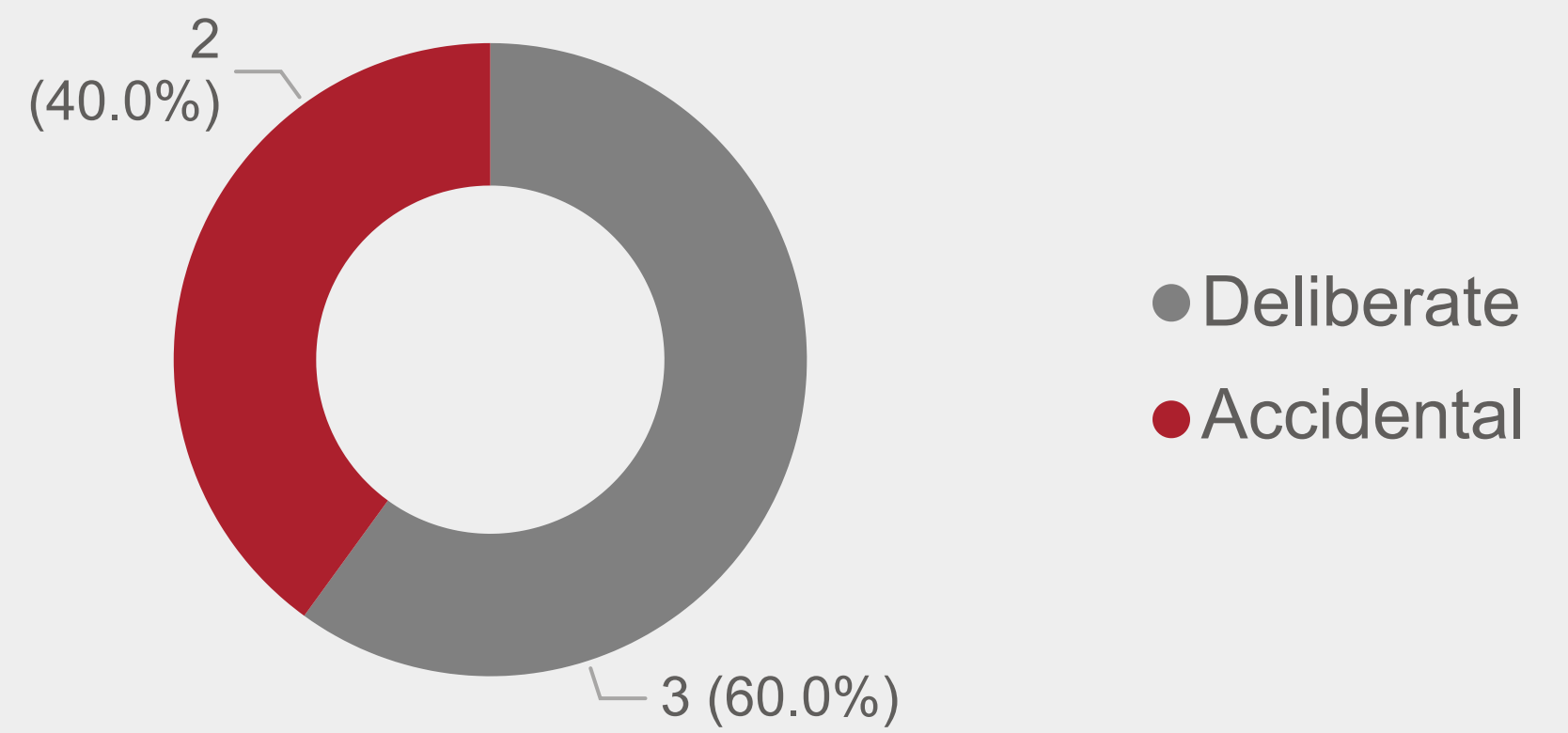


Incidents by Ward



Top 15 Property Types

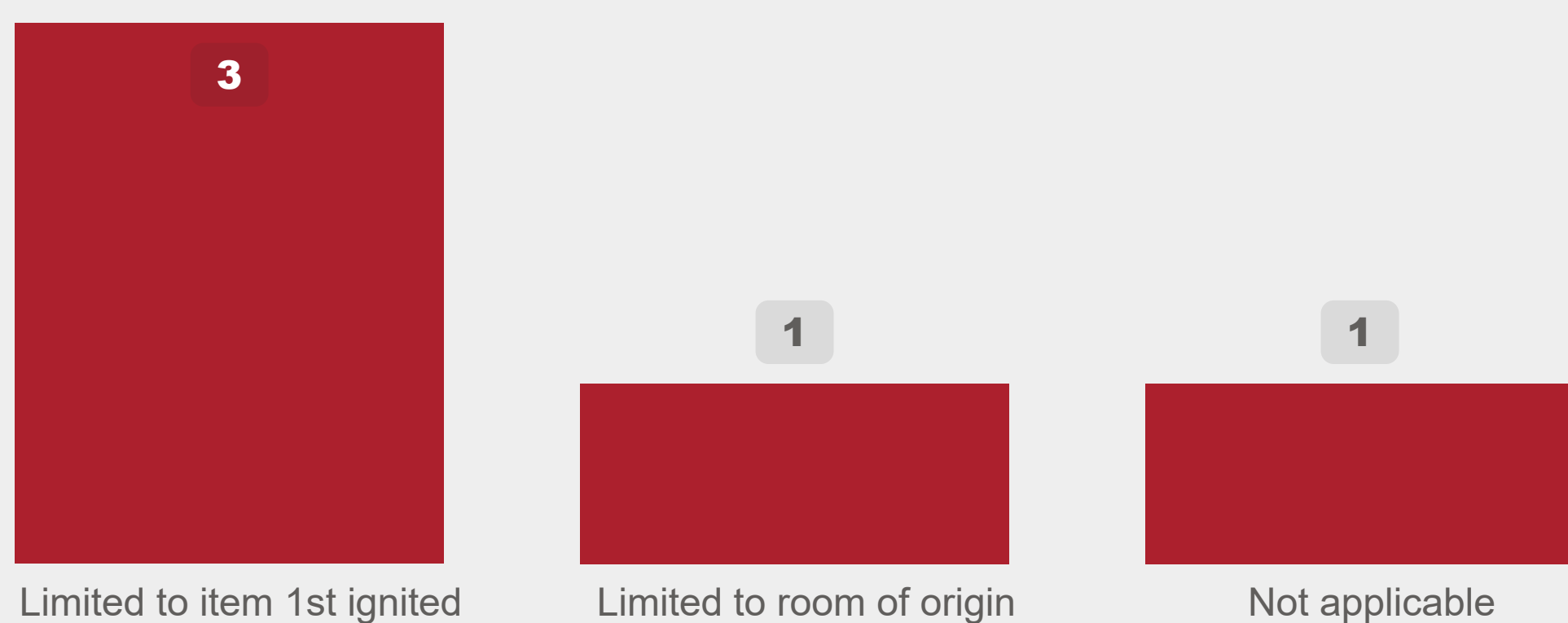
Property Type	Incidents
Boarding House/B&B for homeless/asylum seekers	1
Education	1
Entertainment and culture	1
Industrial Manufacturing	1
Public admin, security and safety	1



5

Non-Domestic Fires in this period

Extent of Damage



For the 6 month period, Non Domestic Fires remain relatively low and have seen a reduction over the 4 year comparison period.

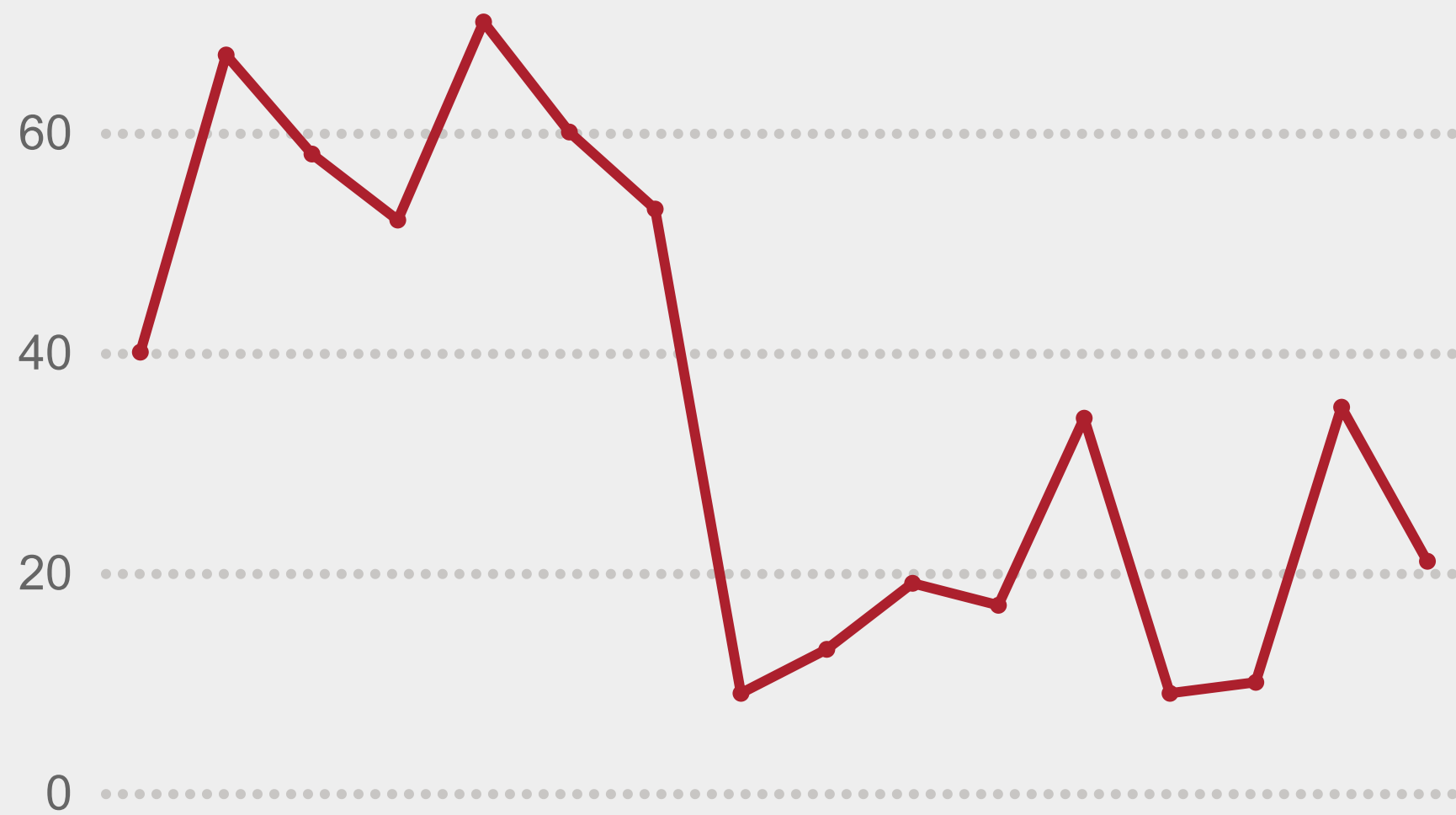
Our Fire Safety Enforcement Teams continue to work with businesses to ensure compliance through audits and education.

SFRS are pleased to report no fire related casualties from non domestic fires within Clackmannanshire.

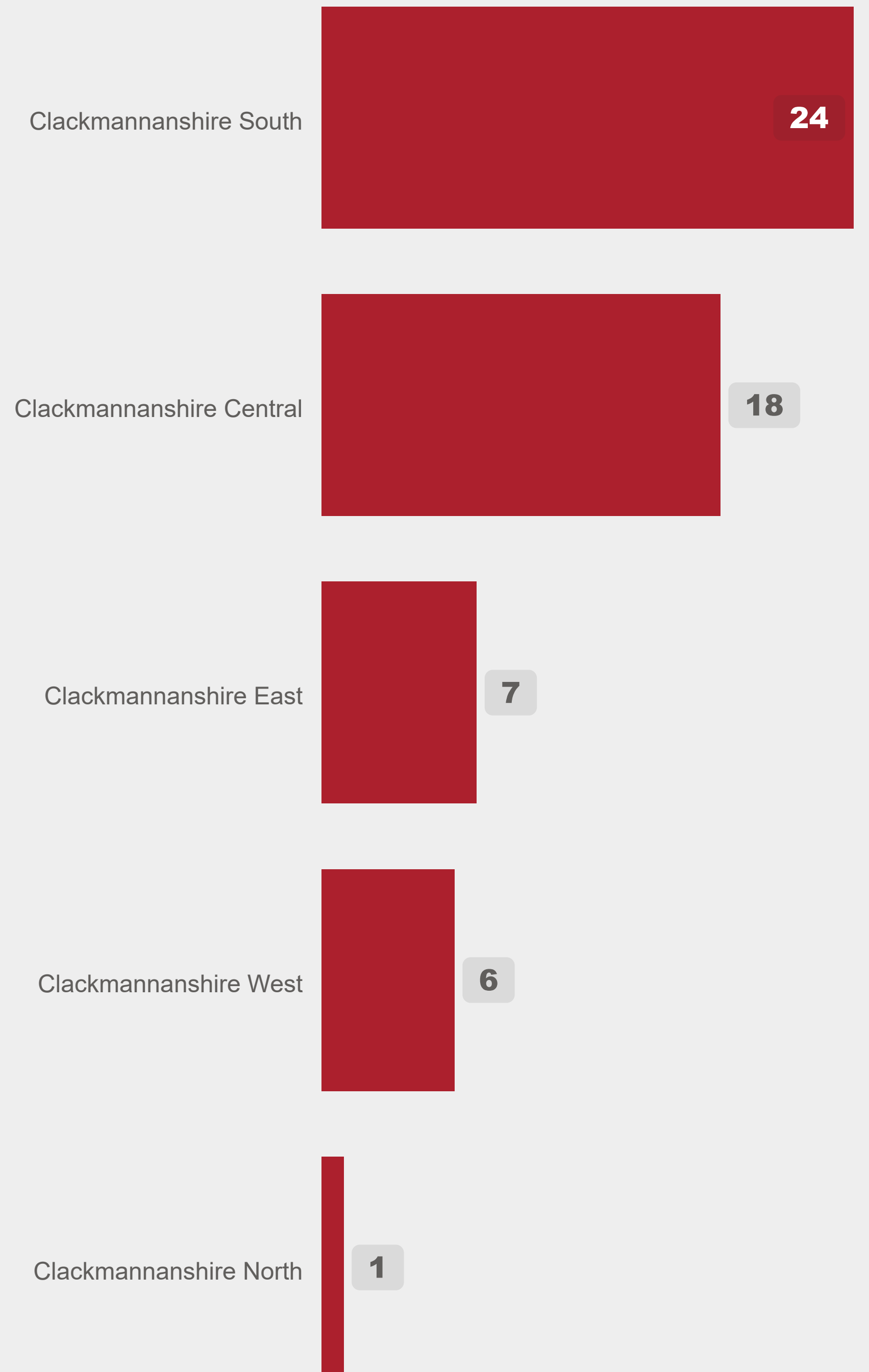
8. Unwanted Fire Alarm Signals

2025-26 Q1 & Q2

Trend by Quarter (4 years)



Incidents by Ward



Top 15 Property Types

Property Type	Incidents
Residential Home	21
Sheltered Housing - not self contained	12
Boarding House/B&B for homeless/asylum seekers	9
Hostel (e.g. for homeless people)	5
Other Residential Home	3
Hospitals and medical care	2
Education	1
Offices and call centres	1
Retail	1
Vehicle Repair	1

56

Unwanted Fire Alarm Signals in this period

Following the introduction of our Unwanted Fire Alarm System (UFAS) Reduction Strategy, we continue to see a significant reduction in UFAS incidents over a 4 year period.

Clackmannanshire South reported the highest UFAS incidents and our Fire Safety Enforcement teams work closely with these premises to achieve fire safety compliance and reduce unwanted calls.

We remain committed to supporting Premises Duty Holders achieve high levels of fire safety and the UFAS Champion will continue to engage robustly with Clackmannanshire Council Education and NHS stakeholders in order to address spikes and drive these types of unwanted incidents down.

9. Road Traffic Collisions

2025-26 Q1 & Q2

Trend by Quarter (4 years)



Incidents by Ward



8

Road Traffic Collisions in this period

Property Type	Incidents
Car	6
Motorcycle	1
Other	1

Incident Type	Incidents
Vehicle (Non-fire)	8

3 Non-Fatal Casualties **0** Fatal Casualties **1** People Rescued by Firefighters

Extent of Harm (Non-Fatal)

 **0**
First Aid Given at Scene

 **2**
Hospital Slight Injuries

 **1**
Hospital Serious Injuries

Road Traffic Collision incidents remain relatively low within the Clackmannanshire Local Authority Area. Crews responded to 8 RTC's during the 6 month period, with 3 people transported to hospital by the Scottish Ambulance Service.

SFRS continue to engage with Police Scotland and partners to champion and deliver Road Safety awareness and education programmes within the area.

Further to this, our local stations carry out regular familiarisation training on RTC cutting techniques and casualty care to ensure the best outcomes for those involved in RTC's.

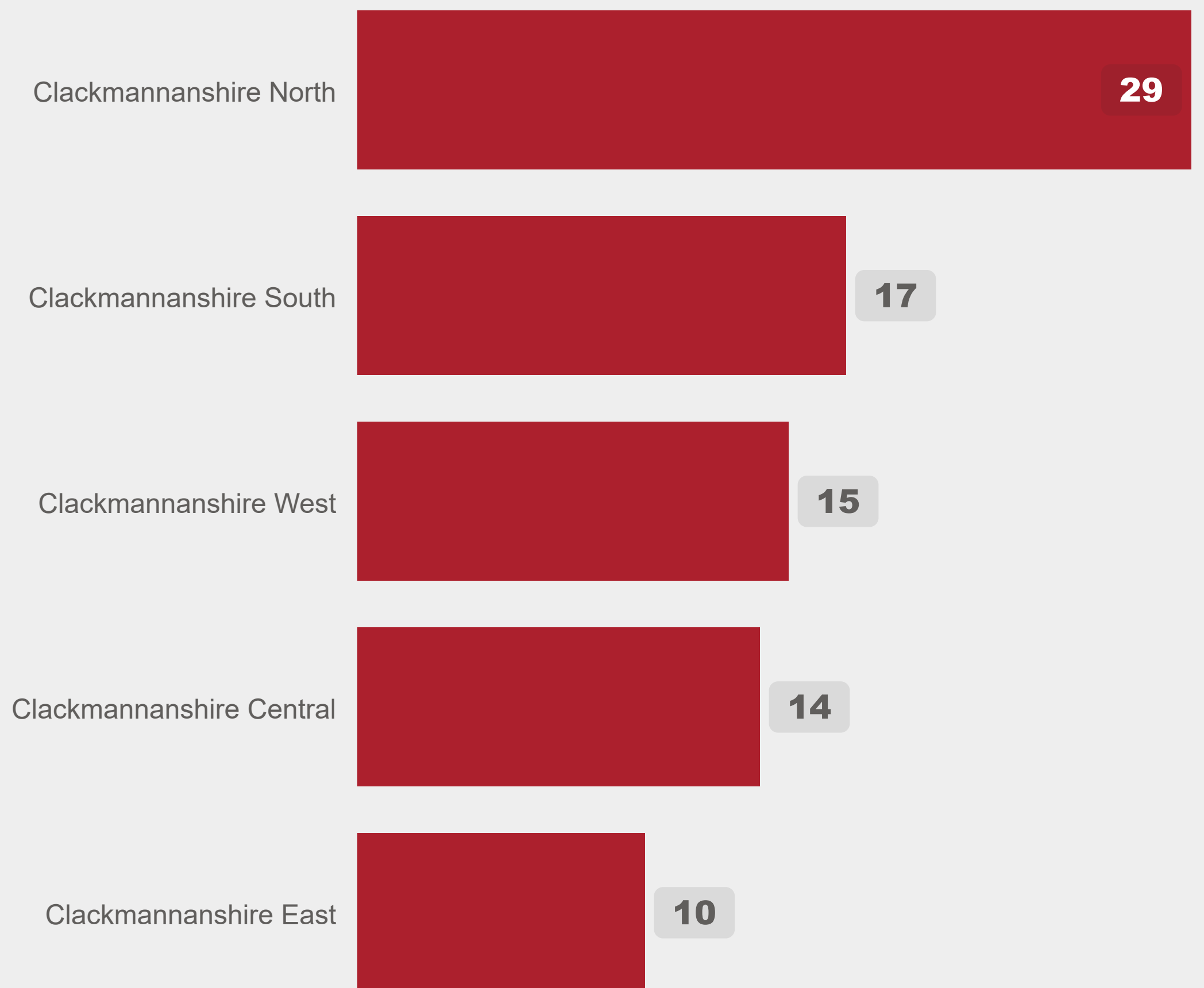
10. Home Fire Safety Visits

2025-26 Q1 & Q2

HFSVs by Ward

85


**Home Fire
Safety Visits**



11. Fire Safety Enforcement

Job Type	Count
Audit	23
Consultation	10
Short Post Fire Audit	1

Audits by Ward



To support Community Safety and ensure people stay safe in their own homes, the SFRS continues to carry out their Home Fire Safety Visit Programme, specifically targeting those deemed as High Risk.

Our Legislative Fire Safety Enforcement Officers carried out 23 Audits within relevant premises within the Clackmannanshire Local Authority Area as well as consulting on 10 new applications.

Home Fire Safety Visits

97 visits (all classed as high risk) and 15 addresses given targeted Fire Safety Advice. The targeted advice involved homeowners who do not meet the criteria to be classed as high risk, these individuals are given tailored home fire safety advice by an auto generated PDF that is available to download. This including signposting to other safety messaging.

Partner training on Risk recognition with 61 attendees from Local authority and education partners.

A range of school visits were carried out by crews from Alloa speaking to 365 young people about fire safety and water safety

FireSkills course was carried out in May at Alloa Fire Station. This weeklong course engages young adults that are in danger of disengaging from education and works on team building and fire service skills.



The Noisy Smoke Alarm

In May 2025, Members from the CFS community safety team attended Cambuslang to translate the Noisy Smoke Alarm book into British Sign Language. With the help of the SFRS media team a sign language version of the book was filmed and is available to all households in Clackmannanshire who could benefit from this resource.

13. Glossary of Terms

Term - What it means

ADF

Accidental Dwelling Fire.

HFSV

Home Fire Safety Visit.

PDIR

Post Domestic Incident Response, a term used to indicate actions taken following attendance at a fire or other incident in the home. PDIRs include amongst things the offer of a free follow up home fire safety visit.

RTC

Road Traffic Collision.

Special Service

Calls to incidents which are not fires or false alarms such as RTCs, rescues, flooding, incidents involving hazardous materials or the provision of assistance to other agencies.

UFAS

Unwanted Fire Alarm Signals. When an automatic fire detection and alarm system is activated as a result of anything other than an actual fire the activation is classed as a false alarm. If an attendance is made to such an event by the Scottish Fire and Rescue Service, then the event is recorded as an UFAS incident.

UFAS Policy Change

In response to COVID, on the 6th May 2020, the SFRS decided to send 1 pump to UFAS premises that did not have their own Predetermined attendance (PDA).

As of 1st July 2023, the COVID interim 1 pump response was ended and a new UFAS policy was implemented.

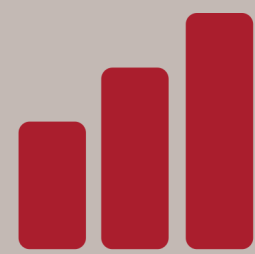
The new policy is to call challenge all UFAS incidents with the intention of non-attendance. Hospitals, care homes, and sleeping risk premises are all exempt and receive either 2 pumps or their premise specific PDA.



SCOTTISH

FIRE AND RESCUE SERVICE

Working together for a safer Scotland



**BUSINESS
INTELLIGENCE**

Design, figures and charts by the Business Intelligence team.