
Report to: Partnership & Performance Committee

Date of Meeting: 11th March 2021

Subject: Fire Performance Report – Quarter 1 & 2, 2020/21

**Report by: Local Senior Officer, Stirling-Clackmannanshire-Fife LSO
Area**

1.0 Purpose

- 1.1 The purpose of this report is to provide committee with:
- 1.2 An overview of the half year performance of the Scottish Fire and Rescue Service (SFRS) in Clackmannanshire covering the period 1st April 2020 to 30th September 2020. The report is based on performance against objectives and targets set out in the Local Fire and Rescue Plan for Clackmannanshire. Performance indicators are detailed in the summary report at appendix 1.

2.0 Recommendations

- 2.1. It is recommended that committee note and challenge the report as appropriate.

3.0 Considerations

- 3.1. A number of significant trends are worth highlighting.
- 3.2. There has been one fire related fatality and 10 fire casualties in the reporting period.
- 3.3. A Serious Fire Task Group has been set up within the SFRS. This group will produce a quarterly report providing information on fire fatalities which will assist in local Community Safety Engagement activity.
- 3.4. The SFRS deliver Seasonal Thematic Action Plans from 1st April 2020 to 30th March 2021. Targets include reducing accidental dwelling fires, reducing fire fatalities and casualties, reducing deliberate fire setting, reducing the number of outdoor fires, and reducing fire related anti-social behaviour.

- 3.5. There were twenty-seven Accidental Dwelling Fires (ADF), an increase of one when compared with the same period the previous year. The cause of these fires has predominantly been cooking related activities which in Scotland is the number one cause of fires in the home. This will continue to be a focus of our on-going prevention work.
- 3.6. Work continues to identify and support vulnerable people in Clackmannanshire, through the Home Fire Safety Visit (HFSV) Programme and fire safety referrals through multi-agency activity. The quantity and quality of referrals from partners allow the service to target resources within Clackmannanshire, with the aim of reducing the number of accidental dwelling fires and casualties from these fires in the long term.
- During the reporting period, local operational crews and the Community Action Team carried out one hundred and seven HFSV's. Due to the COVID pandemic, phone engagement and virtual group talks have been carried out. Post fire advice was also offered on fifty-seven occasions after an ADF.
- 3.7. The SFRS in the Stirling and Clackmannanshire area continue to support "Oor Clacks Voices" supporting the Care Experienced Children within the area.
- 3.8. There were nine deliberate primary fires, a decrease of three compared with the same period last year. There were forty-three deliberate secondary fires, which is an increase of nine compared with the same period last year.
- 3.9. The number of Unwanted Fire Alarm Signals during the reporting period was ninety-eight. This is a decrease of fifteen compared to the same period last year. We continue to monitor all UFAS activity and contact all duty holders to discuss the implications of UFAS and identify where improvements can be made. We are also informing duty holders of the latest fire detection technology available which has a proven record in reducing unwanted signals.

Author(s)

NAME	DESIGNATION	TEL NO / EXTENSION
Bryan Todd	Temporary Group Commander for Stirling-Clackmannanshire-Fife LSO Area	07771 506307
Mark Bryce	Area Commander & LSO for Stirling-Clackmannanshire-Fife LSO Area	



PERFORMANCE REPORT

Covering the activities and performance in support of the Local Fire and Rescue Plan for Clackmannanshire



SCOTTISH
FIRE AND RESCUE SERVICE
Working together for a safer Scotland

**Working together
for a safer Scotland**

About the Statistics in this Report

The activity totals and other statistics quoted in this report are provisional in nature and subject to change because of ongoing quality assurance and review.

Because all statistics quoted are provisional there may be differences in the period totals quoted in our reports after original publication which result from revisions or additions to the data on our systems.

From 2015-16 onwards responsibility for the publication of end-year statistical data transferred from the Scottish Government to the SFRS. This change of responsibility does not change the status of the figures quoted in this and other SFRS reports reported to the Committee.

Contents

DEFINITIONS.....	4
Introduction	6
Annual Performance Summary.....	7
Annual Performance Highlights	8
Priority 1: Local Risk Management and Operational Preparedness	9
Priority 2: Unintentional Harm and Injury	10
Priority 3: Domestic Fire Safety	11
HI 1 – Accidental Dwelling Fires (ADF).....	11
HI 2 – ADF Fatal Casualties.....	11
HI 3 – ADF Non-Fatal Casualties.....	11
Priority 4: Deliberate Fire Setting	13
HI 4 – Deliberate Primary Fires	13
HI 5 – Deliberate Secondary Fires	13
Priority 5: Built Environment	15
HI 6 – Non-Domestic Building Fires	15
HI 7 – Fatal Fire Casualties in Non-Domestic Buildings.....	15
HI 8 – Non-Fatal Fire Casualties in Non-Domestic Buildings.....	15
Priority 6: Unwanted Fire Alarm Signals	17
HI 9 – Unwanted Fire Alarm Signals.....	17
Priority 7: Transport and Environment	19
HI 10 – Road Traffic Collision (RTC) Incidents	19
HI 11 – Fatal RTC Casualties	19
HI 12 – Non-Fatal RTC Casualties	19
App 1 – Community Safety Engagement	21
Appendix 2 - Acts of Violence	21

DEFINITIONS

Accidental Dwelling Fire

Building occupied by households, excluding hotels, hostels and residential institutions. In 2000, the definition of a dwelling was widened to include any non-permanent structure used solely as a dwelling, such as caravans, houseboats etc. Caravans, boats etc. not used as a permanent dwelling are shown according to the type of property. Accidental includes fires where the cause was not known or unspecified.

Fire Fatality

A person whose death is attributed to a fire is counted as a fatality even if the death occurred weeks or months later.

Fire Casualty

Non-fatal casualties consist of persons requiring medical treatment including first aid given at the scene of the fire, but not those sent to hospital or advised to see a doctor for a check-up or observation (whether or not they actually do). People sent to hospital or advised to see a doctor as a precaution, having no obvious injury are recorded as precautionary 'check-ups'.

Deliberate Fire

Includes fires where deliberate ignition is merely suspected, and recorded by the SFRS as "doubtful".

Non-Domestic Fires

These are fires identified as deliberate other building fires or accidental other building fires.

Primary Fires:

- Buildings (including mobile homes) fit for occupation (i.e. not wholly derelict) and those under construction.
- Caravans, trailers etc.
- Vehicles and other methods of transport (not derelict unless associated with business e.g. scrap metal).
- Outdoor storage (including materials for recycling), plant and machinery.
- Agricultural and forestry premises and property.
- Other outdoor structures including post-boxes, tunnels, bridges, etc.

Secondary Fires

- Single derelict buildings.
- Grassland etc., including heath, hedges, railway embankments and single trees.
- Intentional straw or stubble burning.
- Outdoor structures, including: lamp-posts, traffic signs and other road furniture, private outdoor furniture, playground furniture, scaffolding, signs and hoarding etc.
- Refuse and refuse containers.
- Derelict vehicles (a vehicle without a registered keeper).

Home Fire Safety Visit

A comprehensive assessment carried out by a trained assessor, which examines the level of fire risk within a home. It provides a means to mitigate the risk through the provision of guidance, advice and, if required, the installation of long life battery operated smoke and heat alarm(s).

Adult Protection Referral (AP1)

This is a process where SFRS Community Action Teams or operational crews can refer an Adult at risk of harm to Social Services. There are specific criteria that require to met when identifying an Adult at risk of harm and also certain SFRS Safeguarding procedures which must be followed to ensure compliance with various legislation. Similar procedures are in place to refer a Child at risk of harm.

False Alarms

Where the SFRS attends a location believing there to be a fire incident, but on arrival discovers that no such incident exists, or existed.

Unwanted Fire Alarm Signal

Where the SFRS attends a non-domestic location believing there to be a fire incident, but on arrival discovers that no such incident exists, or existed.

Introduction





































This is the half year 2020-2021 monitoring report covering the SFRS's performance and activities in support of the seven priorities in the Local Fire and Rescue Plan for Clackmannanshire 2018, namely:

- **Priority 1 – Local Risk Management and Operational Preparedness**
- **Priority 2 – Unintentional Harm and Injury**
- **Priority 3 – Domestic Fire Safety**
- **Priority 4 – Deliberate Fire Setting**
- **Priority 5 – Built Environment**
- **Priority 6 – Unwanted Fire Alarm Signals**
- **Priority 7 – Transport and Environment**

As well as supporting the seven priorities in the Local Fire and Rescue Plan for Clackmannanshire, this monitoring report shows how SFRS activities and performance contribute to the wider priorities of the Clackmannanshire Council Community Planning Partnership (CPP), as set out in the Local Improvement Plan for Clackmannanshire.

Annual Performance Summary

The table below provides a summary of activity between **1st April 2020 to 30th September 2021 compared** to the same activity on the previous years (**Q1 and Q2**), against headline indicators (HI) and annual targets. It aims to provide an at a glance of our direction of travel.

	Headline Indicators	2017-18	2018-19	2019-20	2020-21	Short Trend	Long Trend
	1. Accidental Dwelling Fires (ADF)	22	23	26	27		
	2. ADF Fatal Casualties	0	0	0	1		
	3. ADF Non-Fatal Casualties	2	8	4	10		
	4. Deliberate Primary Fires	20	8	12	9		
	5. Deliberate Secondary Fires	61	41	34	43		
	6. Non-domestic Building Fires	15	7	12	8		
	7. Fatal Casualties in Non-Domestic Building Fires	0	0	0	0		
	8. Non-Fatal Casualties in Non-Domestic Building Fires	1	0	1	0		
	9. Unwanted Fire Alarm Signals	125	110	113	98		
	10. Road Traffic Collision (RTC) Incidents	6	7	3	7		
	11. Fatal RTC Casualties	0	0	0	0		
	12. Non-Fatal RTC Casualties	4	8	3	2		

KEY TO SYMBOLS	Improving	No Change	Getting Worse
Short Trend This year compared with last year			
Long Trend This year compared with the previous 3-year average			

Annual Performance Highlights

Of the 12 headline indicators, the following performance figures should be noted for the **half year 2020/21 (Q1 & Q2)**:

- There were **twenty-seven** ADF's. This is an increase of **one** compared to the same period last year.
- There was one **ADF Fatal Casualty**. The previous four years there were no ADF Fatal Casualties.
- There were **ten ADF Non-Fatal Casualties**. This is an increase of **six** compared to the same period last year.
- There were **nine Deliberate Primary Fires**. This is a decrease of **three** compared to the same period last year.
- There were **forty-three Deliberate Secondary Fires**. This is an increase of **nine** compared to the same period last year.
- There were **eight Non-Domestic Building Fires**. This is a decrease of **four** compared to the same period last year.
- There were **no Fatal Casualties in Non-Domestic Building Fires**. This is the fifth consecutive year where there were no Fatal Casualties in Non-Domestic Building Fires.
- There were **no Non-Fatal Casualty in Non-Domestic Building Fires**. A decrease of **two** compared to the same period last year.
- The number of **Unwanted Fire Alarm Signals (UFAS) caused by automatic fire alarms (AFAs) in non-domestic buildings** was **ninety-eight**. This is a decrease of **fifteen** compared to the same period last year.
- There were **seven Road Traffic Collisions (RTC)**. This is an increase of **four** compared to the same period last year.
- There were **no Fatal RTC Casualties**. This is the fifth consecutive year where there were no Fatal RTC Casualties.
- There were **two Non-Fatal RTC Casualties**. A reduction of **one** compared to the same period last year.

Priority 1: Local Risk Management and Operational Preparedness

Description;

Risk Management and operational preparedness is a key area of work for the SFRS. In Clackmannanshire, this means:

- Knowing what the risks are in Clackmannanshire and then making plans, so we are resilient to respond to any event.
- Being prepared to respond to national threats or major emergencies.
- Developing flexibility to deploy crews, to take on a broadening role within the community.
- Firefighters being equipped to deal with emergencies safely and effectively and our stations being in a constant state of readiness.
- Ensuring that firefighter safety is paramount in everything we do. This will ensure that our personnel are able to meet the challenges we face

Activity;

Operational Intelligence (OI); Local operational crews regularly carry out a process to identify risk, gather information and collate relevant data and ensure that it is made available, in an easily understood format, at the point of need. State of the art portable tablets are installed in all fire appliances in the area to allow ease of access to this data at emergency incidents. The provision of OI is a key component to firefighter safety and resolving operational incidents in a safe and effective manner.

Emergency/Events Planning; Local SFRS officers liaise regularly with Clackmannanshire Council emergency planning and other partner agencies, to plan for, prepare and mitigate the effect of major incidents within the area and attend Safety Advisory Group meetings as and when required, to provide Fire and Rescue related advice and guidance regarding local events planning.

Flooding; The local multi agency Flood Partnership group is supported by locally based SFRS officers, providing guidance and support to local flood groups in Menstrie and Tillicoultry to prevent, prepare and mitigate the effect of flooding events on local communities.

Firefighter Training; During 1 April 2020 - 30 Sept 2020 we delivered our training commitment to operational firefighters, whereby we trained and tested their preparedness to deal with:

Breathing Apparatus
Fire Behaviour
Road Traffic Collison
Trauma training
Pumps
Ladders
Rope
Water Rescue
Fire Behaviour
Tactical Ventilation

Priority 2: Unintentional Harm and Injury

The Building Safer Communities programme is a collaborative initiative which seeks to help national and local partners and communities work together to make Scotland safer and stronger. The programme vision is of a flourishing, optimistic Scotland in which resilient individuals, families and communities live safe from crime, disorder, danger and harm.

In October 2016 a strategic assessment of Unintentional Harm in Scotland was completed. This assessment aims to provide a picture across Scotland and is intended for use as a resource of information for policy makers and local practitioners. This is the first time that the different sources of relevant data and information that inform incidents of unintentional harm in Scotland has been put together into one single strategic assessment.

The strategic assessment is designed to complement the wide range of good work that is underway across the country, both at national and local partnership level. In so doing it provides a snapshot in time of trends and is designed to inform strategic planning and help direct future action and intervention.

In setting this out, the strategic assessment identifies five areas of priority, representing both those identified as most at risk of unintentional harm; and those areas for focus of partnership activity:

- Under 5s
- Over 65s
- Areas of increased deprivation
- Strategic data gathering, analysis and sharing
- Bridging the gap between strategy and delivery

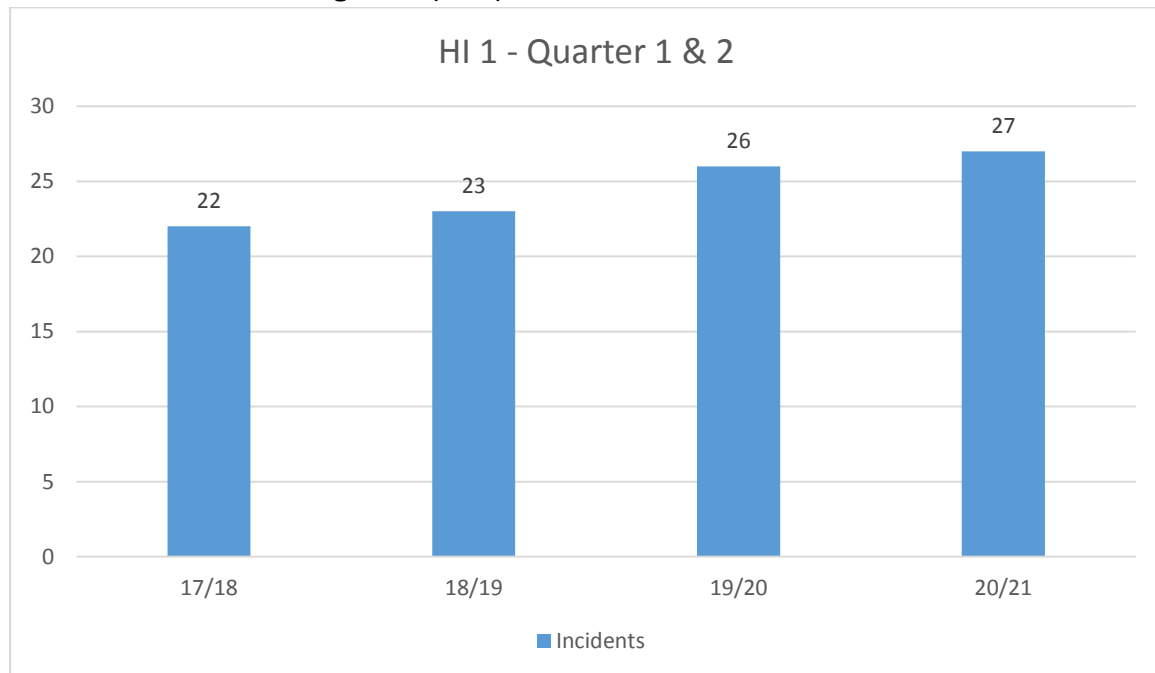
The strategic assessment is complimented by a summary document that captures the main findings and recommends for some next steps to action. Case studies and a short literature review of interventions to prevent and reduce unintentional harm have also been produced.

In addition, a number of thematic briefing papers are available for practitioners which cover key points relating to specific unintentional harm and set out in clear format the key trends and considerations relating to:

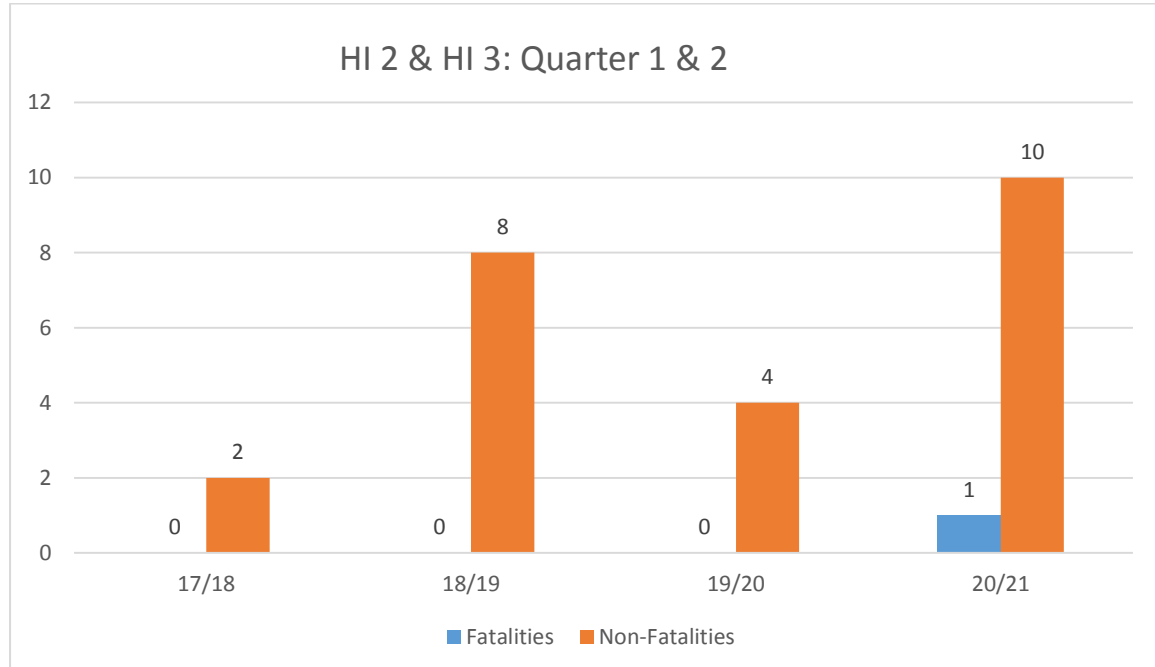
- Children and Young People
- Older People
- Deprivation
- Home Safety
- Road Safety
- Outdoor Safety

Priority 3: Domestic Fire Safety

HI 1: Accidental Dwelling Fires (ADF)



HI 2: ADF Fatal Casualties and HI 3: ADF Non-Fatal Casualties



Indicator Description;

The largest single type of primary fire in Clackmannanshire is accidental fires in the home and their prevention is a key focus of the Service's community safety activity.

HI 1 – Accidental Dwelling Fires (ADF)

As a headline target, the aim is to reduce the rate of ADF's, in a growing Clackmannanshire population, by keeping these fires **below 62** each year.

HI 2 – ADF Fatal Casualties

This indicator counts those people for whom fire has been clearly identified as the cause of death, even if they die some-time after the actual fire. Those who die at, or after, the fire but where fire is **not** identified as the cause of death are not included in these figures. As a headline target, the aim is to have **zero** ADF Fire Fatalities.

HI 3 – ADF Non-Fatal Casualties

This headline target counts all types of non-fatal fire injury in the home, including precautionary checks. As a headline target, the aim is to reduce the risk of injury from fire in the home, in an increasing Clackmannanshire population, by keeping fire injuries **below 13** each year.

Performance Management;

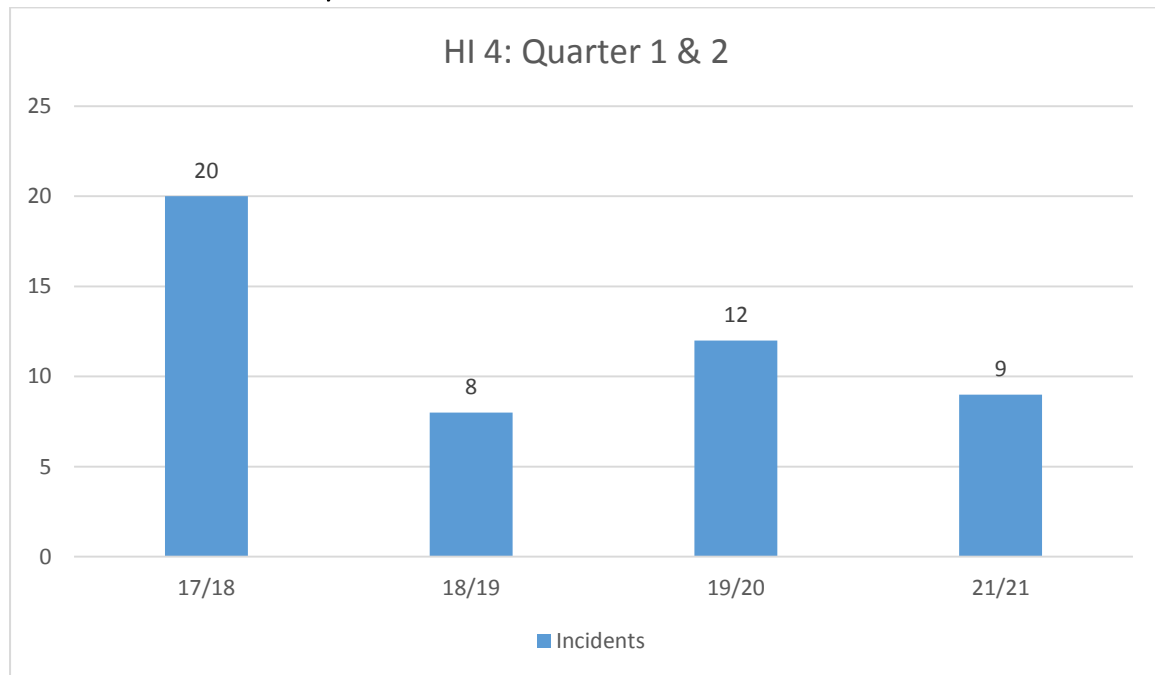
There were **27** ADF's during the reporting period, with **15** of these ADF's cooking related.

There was one ADF Fatal Casualty during the reporting period.

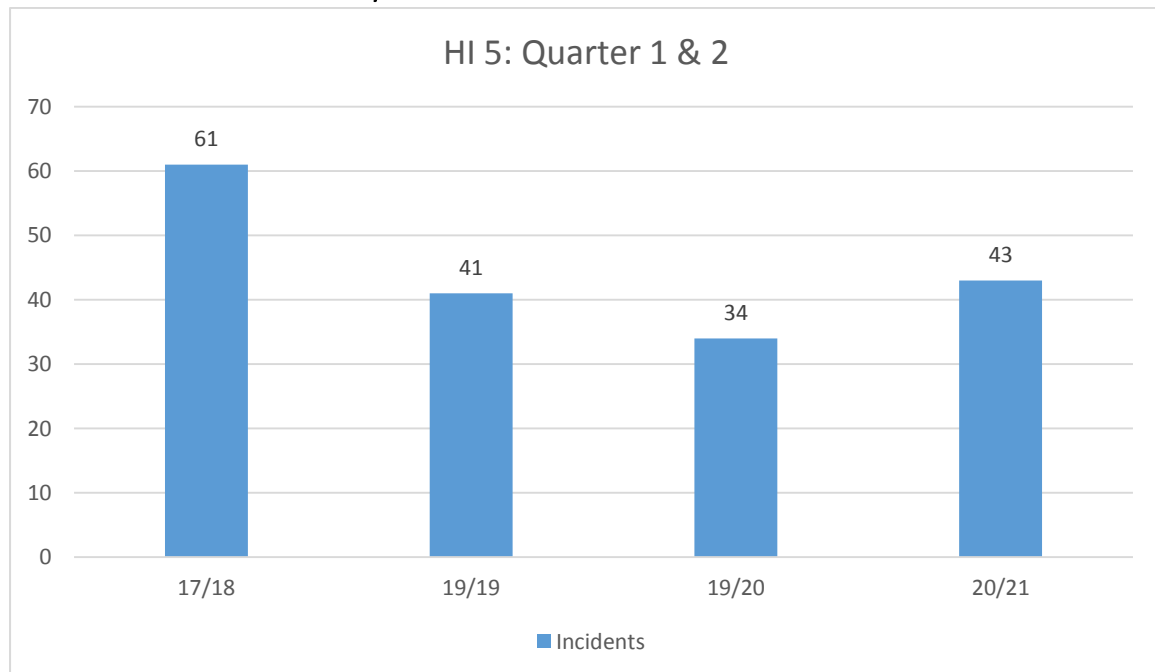
There were **10** ADF Non-Fatal Casualties during the reporting period.

Priority 4: Deliberate Fire Setting

HI 4: Deliberate Primary Fires



HI 5: Deliberate Secondary Fires



Indicator Description;

These headline and indicators targets account for all types of fire that are believed to have been started intentionally, and are categorized as Deliberate Fires and Deliberate Secondary Fires.

HI 4 – Deliberate Primary Fires

These deliberate fires cover the following types:

- Fires in the home
- Fires in non-domestic buildings
- Fires in motor vehicles

As a headline target the aim is to reduce the rate of deliberate primary fires in Clackmannanshire by keeping these fires **below 19** each year.

HI 5 – Deliberate Secondary Fires

These deliberate fires cover the majority of outdoor fires including grassland and refuse fires and includes fires in derelict buildings, but not chimney fires.

As a headline target the aim is to reduce the rate of deliberate secondary fires in Clackmannanshire by keeping these fires **below 74** each year.

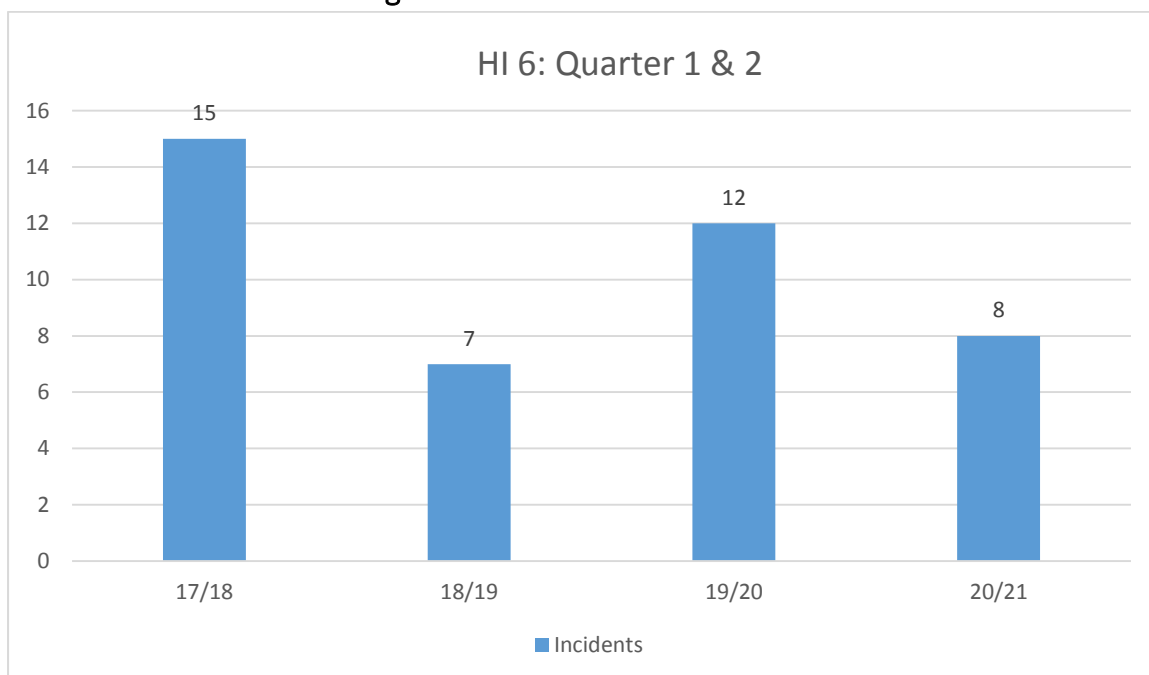
Performance Management;

There were **9** Deliberate Primary Fires during the reporting period. There were **3** fires involving grassland, **2** involving cars, **2** involving outdoor equipment and machinery and **1** each in Education/primary schools and Entertainment and culture. This is a reduction of **3** compared to the same period last year.

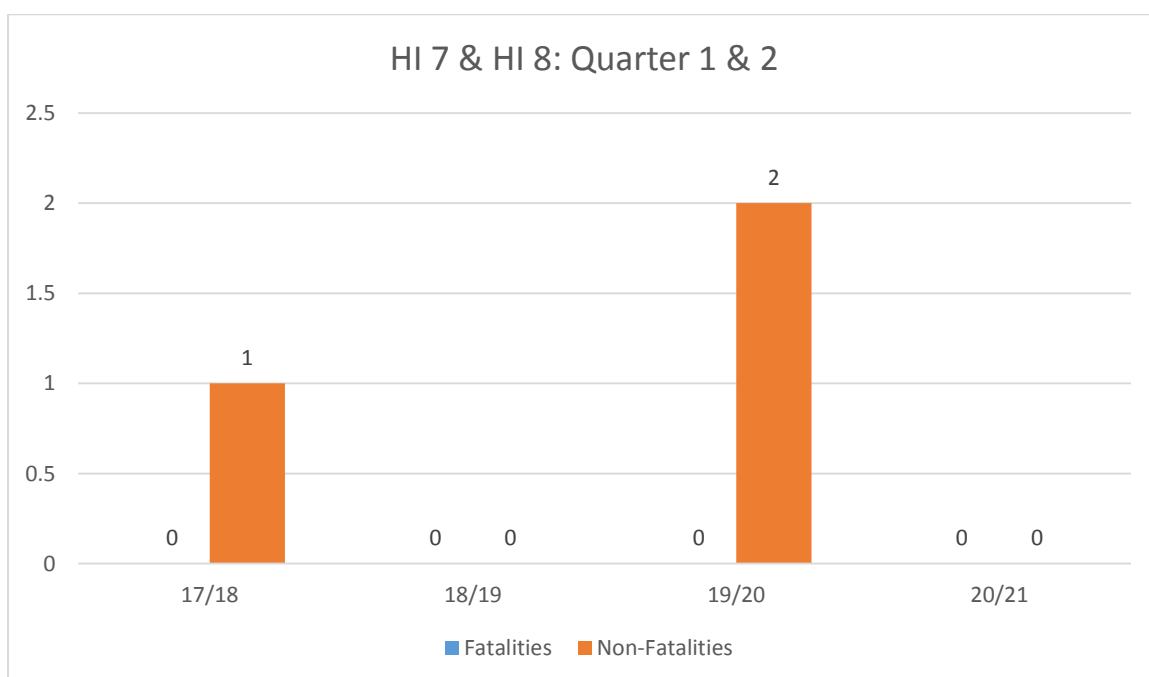
There were **43** Deliberate Secondary Fires reported during the reporting period. There were **21** fires involving outdoor structures/refuse and **10** involving grassland/forestry/crops. This is an increase of **9** compared to the same period last year.

Priority 5: Built Environment

HI 6: Non-Domestic Building Fires



HI 7: Fatal Fire Casualties in Non-Domestic Buildings and HI 8: Non-Fatal Fire Casualties in Non-Domestic Buildings



Indicator Description;

These headline and indicators targets cover the types of non-domestic buildings applicable to Part 3 of the Fire (Scotland) Act 2005 and is designed to reflect the effectiveness of fire safety management in respect of these types of building. These include buildings such as Care Homes, Hotels, and Hospitals.

HI 6 Non-domestic Building Fires Applicable to the Act

As a headline target, the aim is to reduce the rate of accidental fires in non-domestic buildings (where the Act applies), by keeping these fires **below 21**, in Clackmannanshire each year.

HI 7 Fatal Fire Casualties in Non- Domestic Building Fires Applicable to the Act

As a headline target the aim is to have **zero Fatal Fire Casualties** in Non- Domestic buildings.

HI 8 Non- Fatal Fire Casualties in Non-Domestic Building Fires Applicable to the Act

As a headline target, the aim is to reduce the rate of Non-Fatal Fire Casualties in Non-Domestic Buildings by keeping these **below 1** in Clackmannanshire each year.

Performance Management;

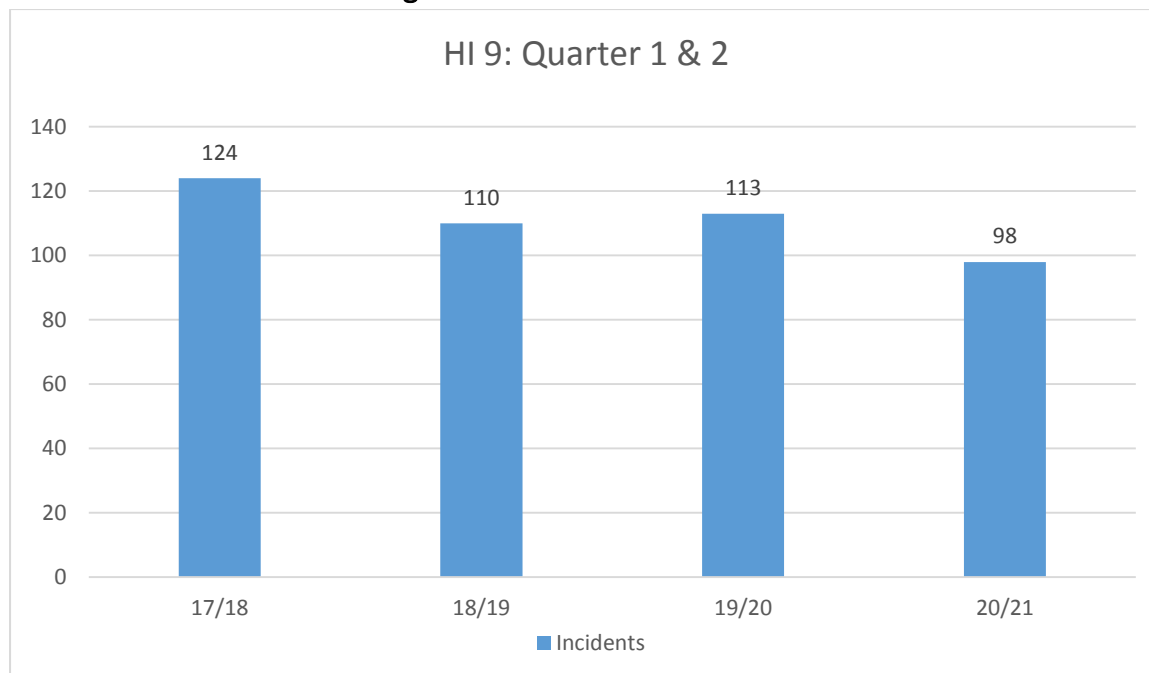
There were **8** Non- Domestic Building Fires during the reporting period. There was **1** fire involving a garden shed, **1** in a prison and the rest of the instances were single occurrences in various property types. This is a decrease of **4** compared to the same period last year.

There were **no** Non-Domestic Fatal Casualties during the reporting period.

There were also **no** Non-Domestic Non-Fatal Casualties during the reporting period, which occurred within a prison establishment. This is a decrease of **2** compared to the same period last year.

Priority 6: Unwanted Fire Alarm Signals

HI 9: Unwanted Fire Alarm Signals



Indicator Description;

Automatic Fire Alarms (AFA) are fundamental to providing early warning from fire, giving people the chance to evacuate safely. However, to be effective, they must be properly installed, and a good fire safety management regime must be in place by the duty holder, so they do not activate where there is no fire.

Every Unwanted Fire Alarm Signal (UFAS) from an AFA has an impact in terms of unnecessary blue light journeys, redirecting SFRS resources away from other activities such as community safety work and causing considerable disruption to businesses.

HI 9: Unwanted Fire Alarm Signals (UFAS)

As a headline target, the aim is to improve fire safety management and awareness, by reducing the number of attendances to unwanted fire alarm signals from automatic systems in non-domestic buildings to **less than 239** each year.

Performance Management;

During the reporting period we were called out to 98 Unwanted Fire Alarm Signals (UFAS). This was a decrease of **15** compared to the same period last year.

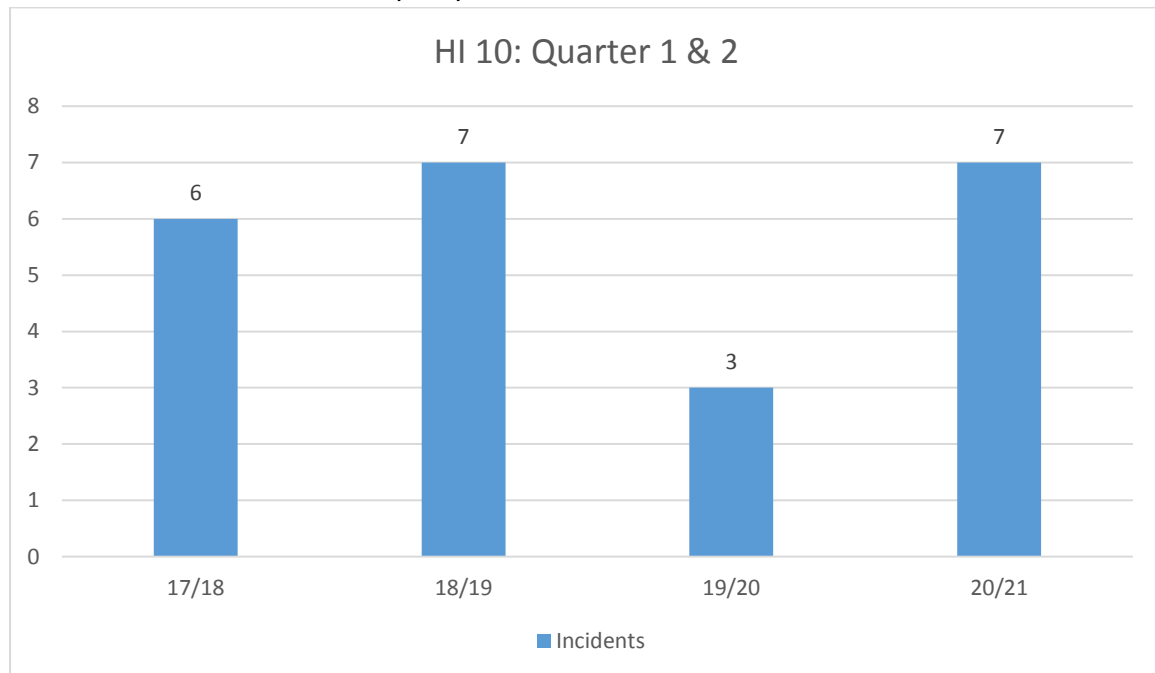
Below are examples of the most common type of UFAS incidents during the reporting period;

- Industrial Premises, warehouses, and bulk storage areas = **21**
- Education Facilities = **13**
- Residential Home, Nursing/Care = **7**

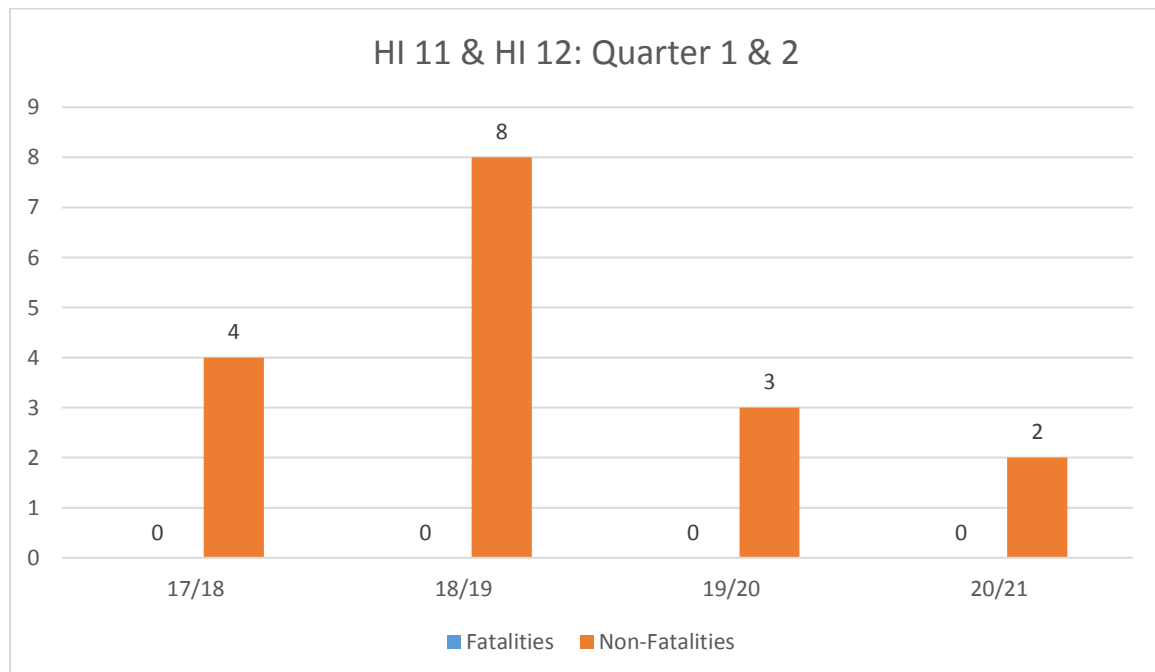
UFAS incidents create a significant number of unnecessary blue light journeys, placing our firefighters and communities at risk, and tying up resources that may be needed at a real emergency elsewhere. To reduce the impact of UFAS, we have introduced a process, that will ensure our weight and speed of response to UFAS incidents is based on risk.

Priority 7: Transport and Environment

HI 10: Road Traffic Collision (RTC) Incidents



HI 11: Fatal RTC Casualties and HI 12: Non-Fatal RTC Casualties



Indicator Description;

The SFRS has become increasingly involved in more non-related fire prevention work, in support of its role in promoting the wider safety and wellbeing of its communities. The headline indicators and targets reflect the fact that most of the non-fire related incidents attended by the SFRS in Clackmannanshire are RTC incidents.

HI 10: RTC Incidents

As a headline target, the aim is to reduce the rate of RTC's in Clackmannanshire, by keeping them **below 16** each year.

HI 11: Fatal RTC Casualties

As a headline target, the aim is to reduce the risk of death from RTC's in Clackmannanshire, by keeping **zero** Fatal RTC Casualties.

H12: Non- Fatal RTC Casualties

As a headline target, the aim is to reduce the risk of injury from RTC's in Clackmannanshire by keeping them **below 12** each year.

Performance Management;

We attended **1** RTC Incident, to assist in the release/extrication of the occupants of the vehicles during the reporting period. This is a reduction of **1** compared to the same period last year.

There were no Fatal RTC Casualties during the reporting period at RTC Incidents we attended.

There were **2** Non-Fatal casualties during the reporting period at RTC Incidents we attended. This was a reduction of **1** compared to the same period last year.

Appendix 1 – Community Safety Engagement Activities – Clackmannanshire Council Area

Home Fire Safety Visits (HFSV) – 01/04/20 to 30/09/20	
High Risk	77
Medium Risk	5
Low Risk	25
Total Completed	107

AP1 Referrals	31
----------------------	-----------

In the absence of being able to complete as many home fire safety visits as we would in normal years, all referrals were called and had extensive phone conversations regarding their home fire safety. An SFRS online home fire safety checker was developed (<https://www.firescotland.gov.uk/your-safety/online-hfsv-checker.aspx>) and where appropriate a link was sent onto the occupant or their family.

Safety Equipment Dispensed – 01/04/20 to 30/09/20	
Fire retardant bedding	7
Fire retardant throws	7
Ashtrays / Bins	6
Letterbox defenders	4

Community Safety Engagement Activities – 01/04/20 to 30/09/20	
Virtual Group Talks	4
Virtual engagements with Corporate Parent Groups	28
Post Domestic Incident Responses	57
Referrals made to Covid-19 support groups	4
Over the phone engagements	Over 350 (exact figure estimated at 500)

Other Community Safety Engagement Activities throughout 2020

Due to Covid-19 restrictions most engagement activities have had to be cancelled or postponed. In it's place, SFRS has adapted to virtual, online and telephone support and engagement.

In the build-up to bonfire night and in the absence of being able to visit the schools in person, local videos were made and shared with every primary school in the area. Additional partner work was done with the secondary schools and the campus police to delivery bonfire / firework safety information for all its pupils.

Social media was heavily utilised to send out safety messages including a Facebook post about pedestrian road safety which received 171,000 views.

Appendix 2 - Acts of Violence

There were **no** reports of acts of violence towards firefighters during the reporting period, which reflects on the positive partnership working carried out within the Clackmannanshire Council area.