
Report to Education, Sport and Leisure Committee

Date: 22 November 2012

Subject: Quarter 2 Performance Report

Report by: Head of Education

1.0 Purpose

- 1.1. The purpose of this report is to provide the Education, Sport and Leisure Committee with an update, for the second quarter (July - Sept) of 2012 –13, on the progress made against the targets contained within the Business Plan for Education.
- 1.2. The appendix to the report summarises the progress made in delivering Education Services in Clackmannanshire within the context of a shared model of service delivery.

2.0 Recommendations

- 2.1. It is recommended that the Committee note, comment on and challenge the progress made towards meeting the targets for the second quarter of the 2012 – 2013 plan.

3.0 Considerations

- 3.1. Our vision within the Education Service is one of high achievement, attainment and ambition for all. We believe that the vision will be realised through our commitment to the principles that underpin the National Priorities in Education, Curriculum for Excellence, Getting it Right for Every Child and the Early Years Framework.
- 3.2. We know that the life-chances of children and young people are shaped by the quality of their educational experiences. Therefore, it is essential for Clackmannanshire's future that the highest quality educational experience possible is available to all.
- 3.3. The Education Service is committed to supporting the continuous improvement of all of its establishments. The targets contained in the Business Plan highlight the focus on providing a high quality service which meets the needs of all users. There continues to be a particular focus on potentially disadvantaged groups and on individuals at risk of missing out.

- 3.4. The attached report for quarter 2 (July – September 2012) summarises the progress made towards achieving the strategic priorities of the service. Specific updates on exclusion and attendance data have been made.
- 3.5. The service is developing its use of COVALENT as a means of tracking and monitoring progress against agreed outcomes.

3.6. Service Achievements include

3.6.1 S3 Profiling

Good progress is being made in developing an agreed S3 profile. Establishments have established a short-life working group to develop profiling approaches. This has included the review of electronic profiles for young people.

3.6.2 Curriculum for Excellence

Teacher Learning Communities continue to strengthen establishment capacity to develop approaches to teaching and learning. Such communities provide teachers with opportunities to work collaboratively and to discuss and review practice. Teachers meet on a regular basis and are currently focusing on the development of the Broad General Education and National Qualification as part of the Senior Phase (S4-S6).

3.6.3 Physical Education, Physical Activity and Sport

A new Principal Teacher of Physical Education, Physical Activity and Sport has been appointed to Lornshill Academy. He will take up post mid November. This post will strengthen establishment links with the Sports Development Team and will improve the uptake of physical activity and sports activities in Clackmannanshire. A key aspect of this post will be to develop the Community Sports Hub and to strengthen links to a variety of club sports across Clackmannanshire.

3.6.4 Continuous Improvement

The Service is currently undertaking Performance Review visits with each secondary school. The visits not only review SQA examination performance but review wider performance issues including lowest 20% attendance and exclusions.

3.6.5 ECO Schools

The Education Service continues to support schools to participate in the ECO schools awards scheme. St Bernadette's Primary School was awarded its second green flag in September 2012.

3.6.6 Breakfast Clubs

Breakfast clubs have been successfully established in all primary schools throughout Clackmannanshire. The initial indication is that, overall breakfast clubs are well attended.

3.6.7 Forth Valley Health Promoting

There has been a strong emphasis on health within schools. Five primary schools achieved Forth Valley Health Promoting Schools Accreditation. The aim of the Forth Valley Health Promoting Schools Accreditation is to enable schools to provide an environment where the physical and mental wellbeing, health and safety of children and staff are supported, in partnership with family, community and external agencies.

4.0 Sustainability Implications

4.1. None

5.0 Resource Implications

5.1. *None*

6.0 Exempt Reports

6.1. Is this report exempt? Yes (please detail the reasons for exemption below) No N/A

7.0 Declarations

The recommendations contained within this report support or implement our Corporate Priorities and Council Policies.

(1) **Our Priorities** (Please tick)

- | | |
|--|-------------------------------------|
| The area has a positive image and attracts people and businesses | <input type="checkbox"/> |
| Our communities are more cohesive and inclusive | <input type="checkbox"/> |
| People are better skilled, trained and ready for learning and employment | <input checked="" type="checkbox"/> |
| Our communities are safer | <input type="checkbox"/> |
| Vulnerable people and families are supported | <input type="checkbox"/> |
| Substance misuse and its effects are reduced | <input type="checkbox"/> |
| Health is improving and health inequalities are reducing | <input type="checkbox"/> |
| The environment is protected and enhanced for all | <input type="checkbox"/> |
| The Council is effective, efficient and recognised for excellence | <input type="checkbox"/> |

(2) **Council Policies** (Please detail)

8.0 Equalities Impact

8.1 Have you undertaken the required equalities impact assessment to ensure that no groups are adversely affected by the recommendations?

Yes No

9.0 Legality

- 9.1 In adopting the recommendations contained in this report, the Council is acting within its legal powers. Yes

10.0 Appendices

- 10.1 Education BP 2012-13 progress report – Quarter 2


11.0 Background Papers

None

Author(s)

NAME	DESIGNATION	TEL NO / EXTENSION
Alan Milliken	Assistant Head of Education	01786 442945

Approved by

NAME	DESIGNATION	SIGNATURE
Belinda Greer	Head of Education	
Elaine McPherson	Chief Executive	

Education BP 2012-13 progress report









Corporate Priority Outcome

Our children and young people are successful learners etc.












Covalent Ref.	PI Description	2011/12	2012/13	Q2 2012/13		Latest Note
		Value	Target	Value	Short Trend	
GOV SAB 01a	% Sickness Absence (Teachers)	3.2%	3.00%	1.95%		Close monitoring of teachers' absence. The absence in Q1 was 3.4%. This period includes the summer holidays.
SUS GOV SAB EDU	Percentage days lost due to staff sickness absence across Education	2.94%	2.9%	1.88%		Q1 2.91% This represents a significant drop.
EDU EYO 001	Percentage of pre-school settings achieving positive (satisfactory or better) inspection reports	100%	100%	100%		One pre school establishment was inspected and the report was published 29 August 2012.
EDU SCH 031	Percentage of primary schools achieving positive (satisfactory or better) inspection reports	100%	100%	N/A		No primary schools inspected in Q2 in 2012/13
EDU SCH 032	Percentage of secondary schools achieving positive (satisfactory or better) inspection reports	N/A	100%	N/A	N/A	No secondary schools inspected in Q2 in 2012/13
EDU SCH 033	Number of young people in Clackmannanshire aged 12 (S1) to 25 voting in the Scottish Youth Parliament Elections	N/A	1,500	N/A	N/A	We have 7 young people interested in Scottish Youth Parliament Elections to be held in March 2013. Young people will be elected to Scottish Youth Parliament.
EDU SCH 034	Number of schools with Rights Respecting School Award (at all levels)	11	14	11		Annual target will be reported in Q1 2013/14.
EDU SCH 037	Number of young people participating in Duke of Edinburgh (Gold, Silver, Bronze and Sectional)	80	90	86		There are currently 86 young people participating Duke of Edinburgh at various levels.
EDU SCH 038	Number of young people achieving Duke of Edinburgh (Gold, Silver, Bronze and Sectional)	26	40	N/A		This is reported on an annual basis and updates are provided by the Award Scheme for each academic year.






Covalent Ref.	PI Description	2011/12	2012/13	Q2 2012/13		Latest Note
		Value	Target	Value	Short Trend	
EDU SCH 040	Percentage of schools and nurseries accredited as Health Promoting. (Forth Valley 2011 scheme)	30%	35%	37%		Nine establishments are accredited as Health Promoting. Four establishments have level 3 accreditation and 5 establishments have level 2.
EDU SCH 041	Percentage of primary schools delivering 2 hours of quality curriculum PE (P1 to P7)	98%	100%	100%		Good progress continues to be made in delivery against the national benchmark of 2 hours PE per week.
EDU SCH 042	Percentage of secondary schools delivering 2 periods quality curriculum PE (S1 to S4)	95%	100%	100%		Good progress continues to be made in delivery against the national benchmark of 2 hours PE per week.
EDU SCH 043	Percentage of special schools delivering 2 hours quality curriculum PE (averaged across school)	100%	100%	100%		Good progress continues to be made in delivery against the national benchmark of 2 hours PE per week.
EDU SCH 044	Percentage of pupils participating in Active Schools activities – primary	62%	70%	30.82%		The value of 30.82% represents progress made to date. The programme has only recently commenced. The Sports Development Team are on course to achieve the overall target in this area.
EDU SCH 045	Percentage of pupils participating in Active Schools activities – secondary	25%	30%	21.87%		The value of 21.87% represents progress made to date. The programme has only recently commenced. The Sports Development Team are on course to achieve the overall target in this area.
EDU SCH 046	Percentage of P5 pupils participating in school's swimming programme	100%	100%	100%		
EDU SCH 047	Percentage of staff receiving Professional/Performance Review and Development	80%	100%	80%		This continues to be a service priority. Briefing sessions for heads of establishment have been developed in partnership with HR.
EDU SCH 048	Percentage of P7 pupils with a profile	100%	100%	100%		New profile introduced in June 2012. Target met on time.
EDU SCH 049	Percentage of S3 pupils with a profile	N/A	100.00%	N/A	N/A	S3 profile to be introduced in session 2012/13 and completed by June 2013.

Covalent Ref.	Action	Due Date	Progress	Expected Outcome	Latest Note
EDU SCH 005	Implement Curriculum for Excellence broad general education and senior phase: Senior phase of Curriculum for Excellence planning in place across all secondary settings	01-Jun-2013	50%		All secondary schools have developed appropriate plans to take forward the Broad General Education and Senior phase. The Link Officer for each secondary school will continue to support, challenge and monitor the implementation of the BGE in all establishments. All establishments engaged in a national survey.
EDU SCH 006	Develop assessment approaches consistent with the principles of Curriculum for Excellence to enable school, cluster and authority profiling; Establish a Service moderation plan to enable clusters to moderate learner assessment	01-Jun-2013	50%		Following consultation with all establishments, a Curriculum for Excellence moderation model has been developed for implementation in session 2012-13. This will ensure consistency of assessment practices within establishments as well as authority wide.
EDU SCH 007	Develop profiling process to articulate attainment and achievement at key stages of the learner journey: Profiles in places for all P7 pupils	01-Jun-2012	100%		This action was completed on target. At the end of the session all P7 pupils had a profile which was consistent with national expectations. Overall, parents have received the profiles positively. This will now be reviewed.
EDU SCH 008	Review and develop physical education provision.	01-Jun-2013	25%		Plans to develop the provision are being established.
EDU SCH 009	Increase range of opportunities for children and young people to participate in extra-curricular activities	01-Jun-2013	25%		The S6 activities were delivered in session 2011/12. Good progress has been made towards the overall target of 60 activities, with 48 activities having already been delivered. This includes 9 new activities.
EDU SCH 010	Develop strong sustainable sports partnerships	01-Mar-2013	25%		School of sport being established at Lornshill Academy. Principal Teacher of Physical Education, Physical Activity and Sport has been appointed and take up post in November.

Corporate Priority Outcome

Our children and young people get the best start in life etc.













Covalent Ref.	PI Description	2011/12	2012/13	Q2 2012/13		Latest Note
		Value	Target	Value	Short Trend	
EDU SCH 052	Percentage of partner provider pre-school establishments with access to qualified teacher	100%	100%	100%		
EDU SCH 053	Number of pre-school education hours per year provided for children receiving Local Authority pre-school education provision	475	600	475		
EDU SCH 054	Percentage of P1 to P3 pupils in classes of 18 or fewer	12%	12%	12%		
EDU SCH 055	Percentage of P1 to P3 pupils in classes of 18 or fewer across schools in areas of deprivation	28%	28%	28%		
EDU SCH 056	Percentage of P1 pupils in class sizes of 25 or fewer	100%	100%	100%		
EDU SCH 057	Percentage of attendance for Looked After Children	N/A	90%	N/A		Reported in Q4
EDU SCH 058	Rate of exclusion for Looked After Children (per 1,000 population)	N/A	220	N/A		Reported in Q4
EDU SCH 059	Average tariff score for Looked After Children	N/A	50	N/A		Reported in Q2
EDU SCH 060	Percentage of Looked After Children entering a positive destination on leaving school	N/A	35%	N/A		Reported in Q2
EDU SCH 061	Percentage of primary schools with over 30% Free School Meals with breakfast clubs	100%	100%	100%		
EDU SCH 062	Percentage of private sector and voluntary sector early years and childcare workers who meet SSSC requirements	100%	100%	100%		





Covalent Ref.	Action	Due Date	Progress	Expected Outcome	Latest Note
EDU SCH 011	Improve levels of attainment and achievement for the most vulnerable children and young people (lowest 20%): Improve attainment of the lowest performing 20%	01-Dec-2012	75%		Specific analysis of the performance of this group will take place following the results of the recent SQA examinations. Performance visits are now underway.
EDU SCH 012	Develop and implement a Health and Wellbeing strategy	01-Jun-2013	75%		A successful forum to examine issues with health and well being for parents of pupils with ASN was held. The forum welcomed contributions from many partner agencies. A home - hospital policy has been completed and guidance has been provided for schools to ensure the best possible support is available for children and young people absent from school through ill health.
EDU SCH 013	Develop and implement a training strategy for all involved in GIRFEC implementation: Implement an agreed training strategy	01-Jun-2013	50%		A Training For Trainers course has been completed. Over 30 education staff now have the skills to deliver core modules.
EDU SCH 014	Implement and embed the Integrated Assessment Framework in partnership with other agencies	01-Jun-2013	75%		Following the agreement of the GIRFEC Integrated Assessment Framework (IAF) in January 2012, activity has been to ensure that partner agencies have access to it. The Service paperwork and guidance has been amended to ensure alignment with the new framework. Key personnel have contributed to a national working group looking at the IAF and SEEMIS on behalf of shared services. A revised, common, staged intervention framework is in place across both authorities.
EDU SCH 015	Provide high quality education for Looked After Children (LAC) in line with corporate parenting developments: Improve the profile of attainment, exclusions and achievement of all looked after and looked after and accommodated children	01-Jun-2013	50%		2012 data has been reviewed and an action plan has been devised

Corporate Priority Outcome

Our children and young people, particularly these at risk of disadvantage or failure, have improved life chances through the highest levels of attainment, achievement and attendance

Covalent Ref.	PI Description	2011/12	2012/13	Q2 2012/13		Latest Note
		Value	Target	Value	Short Trend	
EDU SCH 001	Percentage of half days attended by pupils in primary schools	95.36%	96%	96.80%		37753 half days out of a possible 39541 half days were attended in primary schools.
EDU SCH 002	Percentage of half days attended by pupils in secondary schools	91.52%	93%	93.13%		25526 half days out of a possible 27806 were attended in secondary schools.
EDU SCH 004	% of openings lost to exclusion in secondary schools	0.13%	0.11%	0.07%		9 openings were lost to exclusion
EDU SCH 005	% of openings lost to exclusion in primary schools	0.02%	0.01%	0.01%		6 openings were lost to exclusion
EDU SCH 006	% of pupils achieving SCQF Level 3 in Maths and English by end of S4	93%	94%	N/A		Reported annually - centre
EDU SCH 007	% of pupils achieving 5+ awards at Level 3 by end of S4	95%	96%	N/A		Reported annually - centre
EDU SCH 008	% of pupils achieving 5+ awards at Level 4 by end of S4	78%	79%	N/A		Reported annually - centre
EDU SCH 009	% of pupils achieving 5+ awards at Level 5 by end of S4	30%	31%	N/A		Reported annually - centre
EDU SCH 010	% of pupils achieving SCQF Level 3 in Maths and English by end of S5	93%	95%	N/A		Reported annually - centre
EDU SCH 011	% of pupils achieving 5+ awards at Level 3 by end of S5	93%	96%	N/A		Reported annually - centre
EDU SCH 012	% of pupils achieving 5+ awards at Level 4 by end of S5	81%	85%	N/A		Reported annually - centre
EDU SCH 013	% of pupils achieving 5+ awards at Level 5 by end of S5	49%	50%	N/A		Reported annually - centre













Covalent Ref.	PI Description	2011/12	2012/13	Q2 2012/13		Latest Note
		Value	Target	Value	Short Trend	
EDU SCH 014	% of pupils achieving 1+ awards at Level 6 by end of S5	43%	44%	N/A		Reported annually - centre
EDU SCH 015	% of pupils achieving 3+ awards at Level 6 by end of S5	23%	24%	N/A		Reported annually - centre
EDU SCH 016	% of pupils achieving 5+ awards at Level 6 by end of S5	9%	10%	N/A		Reported annually - centre
EDU SCH 017	Percentage of pupils achieving SCQF Level 3 in maths and English by end of S6	92%	93%	N/A		Reported annually - centre
EDU SCH 018	Percentage of pupils achieving 5+ awards at SCQF at Level 3 or above by end of S6	95%	96%	N/A		Reported annually - centre
EDU SCH 019	Percentage of pupils achieving 5+ awards at SCQF at Level 4 or above by end of S6	79%	81%	N/A		Reported annually - centre
EDU SCH 020	Percentage of pupils achieving 5+ awards at SCQF at Level 5 or above by end of S6	51%	52%	N/A		Reported annually - centre
EDU SCH 021	Percentage of pupils achieving 1+ awards at SCQF Level 6 or above by end of S6	48%	49%	N/A		Reported annually - centre
EDU SCH 022	Percentage of pupils achieving 3+ awards at SCQF Level 6 or above by end of S6	31%	32%	N/A		Reported annually - centre
EDU SCH 023	Percentage of pupils achieving 5+ awards at SCQF Level 6 or above by end of S6	20%	21%	N/A		Reported annually - centre
EDU SCH 024	Percentage of pupils achieving 1+ awards at SCQF Level 7 or above by end of S6	15%	16%	N/A		Reported annually - centre
EDU SCH 027	Percentage of school leavers who go on to positive destinations	84.8	86	N/A	N/A	Data published in December 2012 and will be reported in Q4.
EDU SCH 028	Percentage of school leavers who are in a follow-up positive destination	79	83	N/A	N/A	Data published in December 2012 and will be reported in Q4.
EDU SCH 029	Numbers of young people supported by CLD to engage in Activity Agreements	10	9	2		

Covalent Ref.	Action	Due Date	Progress	Expected Outcome	Latest Note
EDU SCH 001	Improve overall levels of attainment, achievement and attendance: Improve attainment levels across key national performance measures	01-Dec-2012	50%		A range of strategies is in place to meet the needs of individual pupils in order to improve attainment. Detailed performance is reported against relevant performance indicators. Excellence for all co-ordinators appointed to all secondary schools.
EDU SCH 002	Reduce number of exclusions	01-Jun-2013	50%		Number of exclusions monitored during performance visits.
EDU SCH 003	Improve number of young people entering positive destinations: Increase the % of young people securing positive and sustained destinations post school	01-Dec-2012	75%		The 'Risk Matrix' has been rolled out to all secondary schools to identify those pupils who may need additional support to enter and sustain a positive destination on leaving school.
EDU SCH 004	Deliver community based youth work programmes	01-Mar-2013	25%		Overall programmes being reviewed in order to maximise impact.

APPENDIX 1

Education Business Plan 2012 – 13 Progress Report

KEY TO SYMBOLS

Action Status		PI Status		PI Short Term Trends	
	Overdue		Performance is worse than target and outwith tolerance		Improving
	Check Progress		Performance is worse than target but within tolerance		No Change
	Not Started; In Progress		Performance is meeting or exceeding target		Getting Worse
	Completed		See Latest Note for PI		
	See Latest Note for Action				

