





1. What is your post code?

	Response Count
	178
answered question	178
skipped question	13

2. Are you:

	Response Percent	Response Count
Male 	35.8%	68
Female 	64.2%	122
Prefer not to say	0.0%	0
answered question		190
skipped question		1

3. Do you hold a full driving licence?

	Response Percent	Response Count
Yes 	94.7%	180
No 	5.3%	10
answered question		190
skipped question		1

4. Do you have access to a car?

		Response Percent	Response Count
Yes, all day		90.5%	172
Yes, evenings only		0.0%	0
Yes, weekends only		1.6%	3
No		4.7%	9
Other		3.2%	6
answered question			190
skipped question			1





5. If you answered 'other' to the question above, please explain here:

	Response Count
	8
answered question	8
skipped question	183

6. Do you have a disability which affects your method of travel to work?

		Response Percent	Response Count
Yes		1.1%	2
No		96.3%	181
Prefer not to say		2.7%	5
answered question			188
skipped question			3

7. Where are you normally based for work?

		Response Percent	Response Count
Greenfield House		22.1%	42
Lime Tree House		37.9%	72
Kilncraigs		24.7%	47
Other		15.3%	29
answered question			190
skipped question			1

8. If you answered 'other' to the question above, please explain here:

	Response Count
	30
answered question	30
skipped question	161

9. What are your typical work times?

	Mornings	Afternoons	All day	Other	Response Count
Monday	3.8% (7)	1.6% (3)	93.5% (174)	1.1% (2)	186
Tuesday	3.2% (6)	1.6% (3)	93.6% (175)	1.6% (3)	187
Wednesday	4.8% (9)	1.6% (3)	92.0% (173)	1.6% (3)	188
Thursday	3.3% (6)	1.1% (2)	94.0% (171)	1.6% (3)	182
Friday	3.9% (7)	1.7% (3)	92.8% (167)	1.7% (3)	180
Saturday	13.3% (2)	6.7% (1)	53.3% (8)	26.7% (4)	15
Sunday	0.0% (0)	7.7% (1)	61.5% (8)	30.8% (4)	13
answered question					190
skipped question					1







10. If you answered 'other' to the question above, please explain here:

	Response Count
	9
answered question	9
skipped question	182





11. What time do you normally start work?

		Response Percent	Response Count
Midnight - 7 am		0.5%	1
7 am - 8 am		6.3%	12
8 am - 9 am		86.2%	163
10 am - 4 pm		3.7%	7
4 pm - 5 pm		0.0%	0
5 pm - 6 pm		0.0%	0
6 pm - 7 pm		0.0%	0
7 pm - 8 pm		0.0%	0
8 pm - 9 pm		0.0%	0
9 pm - midnight		0.0%	0
Do not normally start at the same time each day		3.2%	6
		answered question	189
		skipped question	2

12. What time do you normally finish work?

		Response Percent	Response Count
Midnight - 7 am		0.0%	0
7 am - 8 am		0.0%	0
8 am - 9 am		0.0%	0
9 am - 10 am		0.0%	0
10 am - 4 pm		2.6%	5
4 pm - 5 pm		33.3%	63
5 pm - 6 pm		54.5%	103
6pm - 7 pm		4.2%	8
7 pm - 9 pm		0.5%	1
9 pm - midnight		0.0%	0
Do not normally finish at same time each day		4.8%	9
answered question			189
skipped question			2

13. Are your start and finish times flexible?

		Response Percent	Response Count
Yes - start only		0.5%	1
Yes - finish only		1.6%	3
Yes - start and finish		81.1%	154
No		16.8%	32
answered question			190
skipped question			1

14. How many miles is your normal journey to work?

		Response Percent	Response Count
Under 1 mile		9.5%	18
1.1 to 2 miles		18.9%	36
2.1 to 3 miles		10.5%	20
3.1 to 4 miles		5.8%	11
4.1 to 5 miles		4.2%	8
5.1 to 10 miles		17.9%	34
10.1 to 20 miles		19.5%	37
Over 20 miles		13.7%	26
answered question			190
skipped question			1

15. How long does your journey to work take?

		Response Percent	Response Count
Under 10 minutes		29.5%	56
10 - 20 mins		33.2%	63
21 - 40 mins		26.3%	50
41 - 60 mins		8.4%	16
61 - 90 mins		2.6%	5
Over 90 minutes		0.0%	0
answered question			190
skipped question			1

16. In a typical week what is the main form of transport you USUALLY use when travelling to work?

		Response Percent	Response Count
Car journey as a passenger, dropped off and car parked elsewhere		1.6%	3
Walk		7.4%	14
Cycle		1.1%	2
Bus		0.0%	0
Train		1.1%	2
Motorbike/scooter/moped		0.0%	0
Car journey alone		74.1%	140
Car journey as driver with passenger/s		4.2%	8
Car journey as a passenger, car parked at workplace		2.1%	4
Taxi		0.0%	0
Council vehicle		0.0%	0
Other/combination		8.5%	16
answered question			189
skipped question			2

17. If you answered 'other/combination' to the question above, please explain here:

	Response Count
	17
answered question	17
skipped question	174






18. If you occasionally use an alternative form of transport to get to work, how frequently do you usually travel by that mode?

		Response Percent	Response Count
Never, I always travel to work in the same way		75.4%	132
Less than once a month		9.1%	16
Once every month		3.4%	6
Once every two weeks		1.1%	2
Once a week		1.1%	2
Twice a week		4.6%	8
Other		5.1%	9
	answered question		175
	skipped question		16

19. If you answered 'other' to the question above, please explain here:

	Response Count
	10
answered question	10
skipped question	181









20. How many people are typically in the car?

		Response Percent	Response Count
1 (driver only)		87.2%	150
2		9.9%	17
3		0.6%	1
4		1.2%	2
More than 4		0.0%	0
Other		1.2%	2
answered question			172
skipped question			19

21. If you answered 'other' to the question above, please explain here:

	Response Count
	2
answered question	2
skipped question	189









22. In a typical week, how often do you use you car for work related trips, other than your regular commute?

		Response Percent	Response Count
Never		20.5%	36
Less than once a week		17.0%	30
Once a week		9.7%	17
Twice a week		9.7%	17
3 time a week		12.5%	22
4 times a week		9.1%	16
Every day		19.9%	35
Other		1.7%	3
answered question			176
skipped question			15

23. If you answered 'other' to the question above, please explain here:

	Response Count
	3
answered question	3
skipped question	188







24. In a typical week, how often do you use your car for personal reasons?

		Response Percent	Response Count
Never		5.1%	9
Less than once a week		3.4%	6
Once a week		2.3%	4
Twice a week		13.0%	23
3 time a week		13.6%	24
4 times a week		10.7%	19
Every day		50.3%	89
Other		1.7%	3
answered question			177
skipped question			14

25. If you answered 'other' to the question above, please explain here:

	Response Count
	4
answered question	4
skipped question	187






26. Where do you usually park during the working day? (if you are a passenger please indicate where the car you travelled in is usually parked)

		Response Percent	Response Count
Work car park - reserved space		1.2%	2
Work car park - unreserved space		89.4%	152
Free on-street space		1.2%	2
Paid on-street space		0.0%	0
Free off-street car park		5.3%	9
Paid off-street car park		0.6%	1
Other		2.4%	4
answered question			170
skipped question			21

27. If you answered 'other' to the above questions, please explain:

	Response Count
	6
answered question	6
skipped question	185

















28. Do you (or the driver) have difficulty finding a car parking space at or near your workplace?

		Response Percent	Response Count
Always		2.9%	5
Regularly		9.9%	17
Sometimes		51.2%	88
Never		33.7%	58
Other		2.3%	4
answered question			172
skipped question			19

29. If you answered 'other' to the above question, please explain:

	Response Count
	5
answered question	5
skipped question	186




30. Which of the following things are important factors in your choice to travel by car?

		Response Percent	Response Count
Free parking is provided at or near work		60.3%	105
I am contractually required to bring my car to work		11.5%	20
I require my car at work for work		49.4%	86
Other personal commitments		24.7%	43
Taking children to nursery/daycare/school		20.7%	36
Time savings		55.2%	96
Reliability		42.0%	73
Convenience		58.6%	102
I have a lot to carry		10.3%	18
Personal safety		16.1%	28
Large distance from home to work		28.7%	50
Cost savings		12.1%	21
Unrealistic public transport alternatives		54.6%	95
No suitable walking/cycling routes		6.9%	12
Health reasons		2.9%	5
Other		3.4%	6
answered question			174
skipped question			17





31. If you answered 'other' to the above question, please explain:

	Response Count
	8
answered question	8
skipped question	183

32. Would you consider leaving your car at home if pool cars were available?

		Response Percent	Response Count
Yes		25.6%	44
No		57.6%	99
Occasionally		16.9%	29
		answered question	172
		skipped question	19

33. Would you consider car sharing with a colleague?

		Response Percent	Response Count
Yes		21.5%	37
No		45.3%	78
Occasionally		27.9%	48
I already car share		5.2%	9
		answered question	172
		skipped question	19

34. Which service do you usually use?

**Response
Count**

6

answered question

6

skipped question

185

35. How far is the bus stop from your home (in minutes)?

**Response
Count**

6

answered question

6

skipped question

185

36. How far is the bus stops to your workplace (in minutes)?

**Response
Count**

6

answered question

6

skipped question

185

37. How much do you spend per week on bus travel to work?

**Response
Count**

5

answered question

5

skipped question

186

38. Which train station do you board at?

**Response
Count**

5

answered question

5

skipped question

186

39. Which train station do you alight at?

**Response
Count**

5

answered question

5

skipped question

186

40. How far is the train station from your home (in minutes)?

**Response
Count**

5



answered question

5

skipped question

186

41. How do you travel to the train station?

		Response Percent	Response Count
Walk		83.3%	5
Cycle		0.0%	0
Bus		0.0%	0
Car		16.7%	1
Other		0.0%	0
answered question			6
skipped question			185

42. If you answered 'other' to the above question, please explain:

	Response Count
	0
answered question	0
skipped question	191

43. How far is the train station to your workplace (in minutes)?

	Response Count
	5
answered question	5
skipped question	186

44. How much do you spend per week on rail travel to work?

	Response Count
	4
answered question	4
skipped question	187

45. How long does it take you to cycle from home to work (in minutes)?

	Response Count
	11
answered question	11
skipped question	180

46. Do you:

	Response Percent	Response Count
Cycle on cycle paths	0.0%	0
Cycle on the footway (not a shared use path)	0.0%	0
Cycle on road	50.0%	6
Cycle on road and cycle paths	41.7%	5
Other	8.3%	1
answered question		12
skipped question		179




47. If you answered 'other' to the question above, please explain:

	Response Count
	2
answered question	2
skipped question	189





48. How long does it take to walk from home to work (in minutes)?

	Response Count
	35
answered question	35
skipped question	156

49. If you moved to Kilncraigs would you change from your current mode of travel?

		Response Percent	Response Count
Yes		1.6%	2
No		91.9%	113
Don't know		6.5%	8
	answered question		123
	skipped question		68






50. If you answered yes, what mode would you use to travel to Kilncraigs?

		Response Percent	Response Count
Car journey as a passenger, dropped off and car parked elsewhere		0.0%	0
Walk		16.7%	1
Cycle		16.7%	1
Bus		16.7%	1
Train		0.0%	0
Motorbike/scooter/moped		0.0%	0
Car journey alone		50.0%	3
Car journey as driver with passenger/s		0.0%	0
Car journey as a passenger, car parked at workplace		0.0%	0
Taxi		0.0%	0
Council vehicle		0.0%	0
Other/combination		0.0%	0
answered question			6
skipped question			185

51. If you answered 'other/combination' to the question above, please explain:

	Response Count
	1
answered question	1
skipped question	190

52. If you were to travel to Kilncraigs by car where would you park?

		Response Percent	Response Count
Kilncraigs car park		73.9%	85
Tesco		6.1%	7
Town centre car park		13.9%	16
On adjacent streets		1.7%	2
Other		4.3%	5
answered question			115
skipped question			76

53. If you answered 'other' to the question above, please expand:

	Response Count
	7
answered question	7
skipped question	184






54. If you were unable to find a parking place at or near Kilncraigs, what would you do?

		Response Percent	Response Count
Travel by another mode	<input type="checkbox"/>	3.4%	4
Park further away and walk	<input checked="" type="checkbox"/>	83.1%	98
Car share	<input type="checkbox"/>	1.7%	2
Look for alternative employment	<input type="checkbox"/>	5.1%	6
Other	<input type="checkbox"/>	6.8%	8
answered question			118
skipped question			73

55. If you answered 'other' to the question above, please explain:

	Response Count
	8
answered question	8
skipped question	183

56. If car parking charges were introduced at Kilncraigs car park and in the town centre car parks would you:

		Response Percent	Response Count
Pay the charge		5.8%	7
Park further way and walk		65.0%	78
Use an alternative mode		8.3%	10
Look for alternative employment		7.5%	9
Car share		0.0%	0
Other		13.3%	16
answered question			120
skipped question			71

57. If you answered 'other' to the above question, please explain.

	Response Count
	18
answered question	18
skipped question	173