
Report to Clackmannanshire Council Scrutiny Committee

Date of Meeting: 26 October 2016

Subject: Police Performance Report for Clackmannanshire Qtr 1 2016/17

Report by: Local Police Commander

1.0 Purpose

- 1.1. The purpose of this report is to provide the committee with information on the performance of Police Scotland in the Clackmannanshire local authority area for the period April to June 2016.
- 1.2. The format of the report follows the same as the previous quarters and aligned with the headings of the Clackmannanshire Local Policing Plan 2014-17 priorities (i.e. **Protecting People and Places, Dealing with Antisocial Behaviour, Violent Crime, Disrupting Organised Crime, Crimes of Dishonesty and Making Roads Safer**).
- 1.3. The Clackmannanshire Policing Performance Scrutiny Report table (Appendix 1) contains the current information on performance against selected performance indicators. This report provides complementary information to that in the table to present a summary of performance of policing in Clackmannan Council area and also identifies emerging trends, threats and issues.
- 1.4. Appendix 1 contains the performance data and is in the format of a Covalent report which is now the reporting tool. A key to the icons precedes the table.
- 1.5. Data for this report is sourced from Police Databases that are subject to changes as enquiries progress. They can be best regarded as Point in Time figures. 5 year average figures are not available for all measures. The information in the table should be regarded as provisional.

2.0 Recommendations

- 2.1. It is recommended that committee note and challenge the report as appropriate.

3.0 Considerations

- 3.1. In summary the number of crimes recorded in Groups 1 – 4 compared to the same period the previous year has risen slightly, up by 1.6% (+7 crimes) with 441 crimes reported compared with 434. This drop is accompanied by a significant reduction over the long term with a fall of 13.9% (-71 crimes) compared to the 5 year average of 512.
- 3.2. The detection rate for Group 1 - 4 crimes (64.8%) looks as though it is lower than the figure for the previous year (93.4%), however this figure was artificially inflated by a detection rate of 160% for group 2 Crimes. In real terms the current detection rate is above average.
- 3.3. Individually there have been long term reductions in reported Group 1 (Crimes of Violence) and Group 2 (Crimes of Indecency), whilst Group 3 (Crimes of Dishonesty) and Group 4 (Fireraising, Malicious Mischief, Vandalism etc.) have both seen an increase over the shorter term.
- 3.4. The performance indicators currently used in the table reflect the aspirations of Forth Valley Division to achieve continuous improvement in service delivery to the communities in this area. They contain information which is relevant to national priorities and also reflects the objectives in the Clackmannanshire Local Policing Plan.
- 3.5. The table provides detail of how significant the variations in performance were compared with the same period the previous year. The Covalent report has been developed to allow longer term comparison to be made where data is available. Data which has not previously been routinely collected but is now gathered will eventually allow for longer term comparison in the future. The notes shown in the final column provide some contextual comment about the results.
- 3.6. One of the performance indicators under the priority of Protecting the Public is to reduce the levels of crimes of indecency (Group 2 Crimes). These have reduced from 38 during the reporting period last year to 17 this year. Crimes are recorded according to the date they are reported regardless of when they occurred and one of the crimes recorded in the year to date was historical in nature, having been committed more than one year prior to be reported. The detection rate for Group 2 Crimes is currently 64.7% Of the 16 crimes committed during the current reporting period 11 were detected giving a 'current' detection rate of 68.8%.
- 3.7. The number of domestic abuse incidents (189) shows an increase (+20) from this period last year (169). This issue has been given particular emphasis within Forth Valley Division and measures including intervention, enforcement and target profiling have been applied successfully. On 1st October 2015 the Disclosure Scheme for Domestic Abuse Scotland was rolled out nationally following the positive evaluation of a pilot run in 2014. This scheme has two main triggers for disclosure – the Right to Ask and the Power to Tell. The Right to Ask is open to anyone who has concerns about a new partner's abusive past or has concerns about another person's new partner. An example of this would be a parent concerned about their child's new partner. The Power to Tell is when we receive information or intelligence about the safety of a person who may be at risk. This crime type will continue to be prioritised on a daily basis.

- 3.8. Another objective under the Public Protection priority is to respond to hate crimes and offences. There have been 20 such incidents amounting to 14 criminal acts in the year to date with 14 of these being in respect of race. The rate for detecting these crimes has risen significantly compared with the same period last year and currently stands at 77.8%. Ongoing work in detecting offenders is complemented by the provision of assistance, advice and guidance to victims.
- 3.9. The long-term downward trend in crimes and offences involving Anti-Social Behaviour, disorder and vandalism has continued over the reporting period. In the shorter term, figures for disorder to Quarter 1 also show a reduction of approx. 5.2% (-46) against the previous year down from 889 to 843.
- 3.10. In respect of violent crime, there has been an overall reduction with 15 fewer crimes in Group 1 Crime compared with the figure for the same period last year (21 to 17). Serious assaults are up by 2 crimes year to date, from 9 to 11. There are no trends in respect of victims, offenders or locations. In the majority of assaults no weapon was used. Compared with the same period last year, the number of robberies is up by 2 from 3 to 5. Most robberies consist of taking property from individuals, normally mobile phones or small amounts of money. Detection rates in all categories remain at high levels with all but one crimes reported during the first quarter of 2016/17 having been detected.
- 3.11. The number of persons charged during the first quarter with the supply, production or cultivation of illegal substances has risen significantly, up from 10 to 18. This has been the result of focussed activity with Community teams heavily involved in much of the local activity against drug dealers, acting on information received from the communities.
- 3.12. Crimes of dishonesty (223) show a slight increase year to date to date, up 7.7% (+16 crimes) against the previous year (207). This can be attributed to a significant rise in the number of shopliftings reported, up by 50 from 45 to 95. Overall crimes of housebreaking and thefts of and from motor vehicles are down 15 and 36% respectively. The detection rate for acquisitive crime is at its highest level in the last 5 years and currently stands at 61%.
- 3.13. Road Policing and Road Crime are being addressed by Community Officers along with staff from the local Forth Valley Divisional Road Policing Unit. Their efforts are supplemented by the national Trunks Road Policing Group which covers activity on key main routes. The number of injury road collisions is up compared with the same period the previous year from 12 to 16. The number of people killed or seriously injured is up from 1 to 2, with no child casualties reported. There have been no fatalities during the reporting period. Focused efforts are continuing to address the potential causes of collision, such as speeding and use of mobile phones while driving. There has been an increase in the compliance rate leading to a drop in the number of detections for mobile phone offences, speeding offences and seatbelt offences.
- 3.14. Community Confidence and Engagement remains at the heart of local policing, and the number of complaints about the police and the nature of such complaints can be a measure of how well this is being achieved. The number of complaints under investigation up to the end of June 2016 is 13.

These complaints contained a total of 14 allegations 11 of which related to on-duty incidents and 3 are related to Quality of Service Allegations. This equates to 31.3 complaints per 10,000 incidents. No significant trends in respect of individuals or particular locations are currently discernible. The number of complaints received does not follow a regular pattern month to month.

- 3.15. The Emergency Call Response time data, which includes call handling, is currently available at Divisional level only and equates to 11mins and 28 seconds.
- 3.16. During Quarter 1 a total of 27 Community meetings were held, all of which were attended personally by an officer and the relevant reports submitted and CC Chairs updated.
- 3.17. The **User Satisfaction Survey** is the current process for measuring public satisfaction with policing. This survey is carried out in each division with the Forth Valley Division results amalgamated with the survey results from C3 division (covering service users from with Forth Valley). The results are shown in the attached table. Levels of satisfaction are generally in excess of 85% across a variety of indicators. Attention of members is also drawn to the very positive results published in the [2014/15 Scottish Crime and Justice Survey](#) which shows higher than national average public confidence rates for Forth Valley Division across a range of measures.
- 3.18. In their 2014 Audit of Crime Recording, HMICS Appendix recommended that Police Scotland provide local scrutiny boards the findings of internal audits and any resulting improvement plans. Appendix 2 of this report contains the results of the **Scottish Crime Recording Standard Quarter 3 Audit** for 2015/16. Forth Valley Division has passed this audit and consistently scored higher than the average result for Police Scotland as a whole. This provides a good indication of robust quality control processes in place for the local management of incidents and crime reports.
- 3.19. Attention of members is drawn to the Management Information now published via Police Scotland Website which can be found at the following location - <http://www.scotland.police.uk/about-us/our-performance/>
- 3.20. Some of the risks and threats which continue to present in Clackmannanshire are:
 - Metal theft,
 - Skimming devices in Automated Teller Machines,
 - Bogus collection/theft of “charity” clothing,
 - Child neglect (including the level of care and hygiene in the home),
 - Local impact of serious organised crime groups,
 - Changes/trends in drugs supply including so called ‘legal highs’.

By their nature, these remain longer-term threats and Forth Valley Division continues to focus on intervention and enforcement to address them.

- 3.21. There were no significant new operational issues emerging during the previous reporting period.

3.22. There were no significant new operational issues emerging during the current reporting period.

3.23. There are no financial implications for Clackmannanshire Council arising from this report.

4.0 Appendices

4.1 Please list any appendices attached to this report. If there are no appendices, please state "none"


Appendix 1 Clackmannanshire Policing Performance Qtr 4 2015 16

Appendix 2 Scottish Crime Recording Standard Quarter 3 Audit for 2015/16

Author(s)

| NAME | DESIGNATION | TEL NO / EXTENSION |
|--------------|---|--------------------|
| Amy McGregor | Performance Support, Forth Valley Division | 01324 678855 |









Approved by

| NAME | DESIGNATION | SIGNATURE |
|--------------------|---|---|
| Stephen McAllister | Chief Superintendent Forth Valley Division |  |

Clackmannanshire Local Policing Plan 2014-17

Quarter 1 Report 2016-17

Guide to symbols used in this report




| ACTIONS | | PIs | |
|---|--|---|--|
| Expected Outcome | | Short Trend (Compared with same quarter last year) | |
|  | Meet target/complete within target dates |  | Performance has improved |
|  | Will complete, but outwith target |  | Performance has remained the same |
|  | Fail to complete or cancelled |  | Performance has declined |
| | |  | No comparison available - May be new indicator or data not yet available |
| | |  | Data Only |




| Crime Groups | |
|--------------|--|
| Group 1 | Crimes of violence (including robbery) |
| Group 2 | Crimes of indecency |
| Group 3 | Crimes of dishonesty |
| Group 4 | Fire raising, malicious mischief, vandalism etc. |

NB Quarterly PI values are year to date.




Caveat: The figures in this report are not official statistics. This report provides data for the period 1st April 2016 to 30th June 2016. Data for this period is provisional and should be treated as management information.

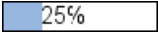

1 Protecting People and Places

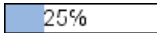

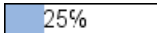

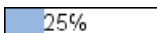

| Covalent Ref. | PI Description | Q1 2015/16 | Q1 2016/17 | | Q1 2016/17 | Q1 2016/17 | |
|---------------|--|------------|------------|-------|---|------------|--|
| | | Value | Target | Value | Short Trend | 5 Yr Ave | Note |
| SAP POL 13a | Number of Stop and searches conducted | 87 | | 42 |  | | <p>Context: There has been a particular focus on the ethical application of stop and search activities to help reduce the incidence and potential severity of the outcome of violent crime and address the misuse of drugs and alcohol. These activities are not random but are intelligence led and targeted.</p> <p>Update: Management Information and data in respect of stop and search across Scotland can be found on the Police Scotland website via http://www.scotland.police.uk/about-us/police-scotland/stop-and-search-data-publication</p> <p>NB: The figure provided is for the period June to March only. Of the 42 searches carried out, all were statutory and 0 were consensual.</p> |
| SAP POL 13b | Number of positive stop and searches conducted | 38 | | 16 |  | | <p>Context: There has been a particular focus on the ethical application of stop and search activities to help reduce the incidence and potential severity of the outcome of violent crime and address the misuse of drugs and alcohol. These activities are not random but are intelligence led and targeted.</p> <p>Update: Management Information and data in respect of stop and search across Scotland can be found on the Police Scotland website via http://www.scotland.police.uk/about-us/police-scotland/stop-and-search-data-publication</p> |
| SAP POL 19a | Number of domestic abuse incidents | 169 | | 189 |  | | <p>Context: All domestic abuse incidents are subjected to a high level of scrutiny to ensure a victim oriented approach.</p> <p>Update: Targeting of repeat offenders and strong levels of support for victims have contributed to the long term reductions, along with coordinated and cohesive work by all agencies involved. The number of these incidents has risen from last year, up by 11.8%. Not all incidents amount to criminal behaviour. Of the 189 incidents reported, 110 were amounted to criminal acts, a significant reduction of 24.7% on the previous year when 146 incidents were crimes.</p> |

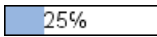

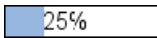

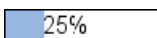

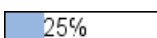

| Covalent Ref. | PI Description | Q1 2015/16 | Q1 2016/17 | | | Q1 2016/17 | Q1 2016/17 |
|---------------|--|------------|------------|-------|---|------------|--|
| | | Value | Target | Value | Short Trend | 5 Yr Ave | Note |
| SAP POL 19b | Detection rate for domestic abuse crimes/offences | 111% | | 58.2% |  | | <p>Context: All domestic abuse incidents are scrutinised at daily management meetings and apprehension of offenders is a priority task. Offenders are likely to be kept in custody and to appear at court on the next lawful day. This type of robust and timely action makes clear to perpetrators what the consequences of their action will be, and may have contributed to the reduction in incidents. Although the perpetrator is always identified in these incidents, there are often no persons present other than the victim and supporting evidence must often be gathered from disparate sources including medical and forensic. Providing corroboration for the victim's evidence by these means is essential but can be challenging.</p> <p>Update: The year to date figure for Q1 is a total of 110 crimes recorded from 189 reported incidents of domestic abuse. The detection rate is down by 52.8% on the previous year. The detection rate for domestic abuse crimes/offences has fallen significantly when compared against the previous year although it should be noted that the previous year's figure was inflated due to several historic crimes from the previous reporting period being detected in Qtr 1 of 2015/16.</p> |
| SAP POL 19c | Percentage of domestic abuse bail checks carried out in 24 hours | 100% | 95% | 100% |  | | <p>Context: These checks can provide reassurance to the victim and the opportunity to explain the terms and impact of the bail conditions thus hopefully deterring any future re-offending.</p> <p>Update: The target for these checks has been consistently met and exceeded throughout Qtrs 1-4 2016/17.</p> |
| SAP POL 20a | Number of crimes of indecency (Group 2) | 31 | | 17 |  | 22 | <p>Context: The detailed work undertaken by the Public Protection Unit including the Domestic Abuse Unit can uncover sexual crimes of a historic nature and in these cases the victim and offender are obviously known to each other. There has been a rise nationally in the number of these types of investigation with victims better informed and supported leading to an increase in confidence to report sexual abuse.</p> <p>Update: Whilst the number of Crimes of Indecency has fallen year to date this is as a consequence of one offender last year who was charged with multiple crimes leading to a rise in last year's figure. One of the 17 cases reported year to date are historic, having been committed at least more than one year prior to that date of reporting. The long term trend of victims reporting historic abuse is expected to continue.</p> |

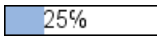

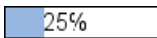

| Covalent Ref. | PI Description | Q1 2015/16 | Q1 2016/17 | | | Q1 2016/17 | Q1 2016/17 |
|---------------|---|------------|------------|-------|-------------|------------|--|
| | | Value | Target | Value | Short Trend | 5 Yr Ave | Note |
| SAP POL 20b | Detection rate for crimes of indecency | 160.5% | | 64.7% | ↓ | 109.1% | <p>Context: Crimes are figures calculated by the date a crime is reported and not the date they are committed. For example crimes committed prior to April 2016 but reported at any point in the reporting period will show as a crime for 2016/17.</p> <p>Detections are recorded on the date a perpetrator is charged, regardless of when the crime was committed. This can mean that in any given month more detections are recorded than the number of crimes that are reported in a particular category and detection rates can exceed 100%. Detection rates can move markedly up or down within comparator periods because of the nature of investigations into such crimes and the need to often await forensic results.</p> <p>Update: As previously indicated with the inflated figures in respect of reported crime the overall detection rate is affected by the historic cases. Out of the 17 cases that were reported in the reporting period only 16 were committed during that period. Of these 11 were detected which provides a detection rate of 68.8% for "current" crimes. The remaining crime that was reported related to a historic case, investigations into which are still ongoing. The previous year's figures related to one case from 2014/15 which inflated the detection rate as of April 2015. This will impact on any comparison made throughout 2016/17.</p> |
| SAP POL 21a | Percentage of rapes to which SOLO officers deployed within 24 hours | 100% | 100% | 100% | ▬ | | <p>Context: A Sexual Offences Liaison Officer (SOLO) is specially trained to provide support to victims of rape and early deployment has proven to be of great benefit to victims. This contact was achieved within 24 hours for all rapes during the reporting period.</p> <p>Update: The target has been achieved and maintained throughout the reporting period.</p> |

| Covalent Ref. | PI Description | Q1 2015/16 | Q1 2016/17 | | | Q1 2016/17 | Q1 2016/17 |
|---------------|---|------------|------------|-------|---|------------|--|
| | | Value | Target | Value | Short Trend | 5 Yr Ave | Note |
| SAP POL 22a | Detection rate for hate crimes and offences | 61.1% | | 77.8% |  | | <p>Context: These crimes are given priority at daily management meetings and resources are allocated to progress enquiries quickly and robustly. This approach is reflected in the normally high solvency rates.</p> <p>Update: There have been 20 hate incidents in the year to date, which incorporates 14 Hate Crimes. Race remains the greatest hate crime motivation within Clackmannanshire accounting for 8 of these 14 Hate crimes but is not exclusive to any one ethnic grouping as the victims were of English, Scottish, Pakistani, Asian, African, German, Indian and Iraqi backgrounds.</p> <p>Police officers on duty are often the target of hate crimes with use of offensive language relating to race or sexuality, although there usually appear to be no grounds for its use. There were 2 hate crimes directed at Police, which were due to Race and Sexual Orientation.</p> <p>At the end of the 1st Qtr 2016/17 enquiries were still ongoing into 2 of the hate crimes/Incidents reported during that period. Where crimes remain undetected, despite rigorous enquiry by Police, there has been an insufficiency of evidence to allow a report to be submitted to the PF.</p> |
| SAP POL 23a | Number of Inspection reviews under MAPPA arrangements completed | 5 | | 3 |  | | Intrusive inspections of Registered Sex Offenders are conducted to a corporate model to examine various processes linked to the management of and record keeping of individuals. Any issues can then be flagged and managed accordingly. |
| SAP POL 24a | Number of offenders on sex register who re-offend in respect of sexual crimes (Forth Valley Division figures) | 1 | | 2 |  | | Out of a total of 56 offenders, 5 have re-offended, with 2 offence fitting the criteria of having a sexual element. |


| Covalent Ref. | Action | Due Date | Progress Bar | Status | Latest Note |
|---------------|--|-------------|--|---|---|
| SAP POL 001 | Target patrols to areas identified with high ASB/Disorder and Violence | 31-Mar-2017 |  |  | Analytical products produced weekly identify areas with high incidence of these issues, which allows managers to direct resources accordingly. There is a general long-term downward trend in such incidents. These products are used in regular Multi Agency Tasking and Coordinating Meetings (MATAC) |


| Covalent Ref. | Action | Due Date | Progress Bar | Status | Latest Note |
|---------------|--|-------------|--|---|--|
| SAP POL 014 | Target repeat domestic abuse offenders | 31-Mar-2017 |  |  | A marker is attached to locations of domestic abuse incidents which identifies them as repeat incidents if police are called back there. This allows them to take this fact into consideration when dealing with a suspect. Occasions of repeat offending may also influence any bail conditions set. A Standard Operating Procedure (SOP) is available to staff to guide investigations and actions, and officers may often revisit victims to ensure that offenders are adhering to bail conditions and take appropriate action on any breach. All perpetrators receive a warning letter prior to appearance at court explaining potential future police actions and the implications of bail conditions. Repeat offenders and those breaching bail conditions will invariably be kept in custody for the earliest court appearance possible. RFG Methodology has been developed for scoring and targeting perpetrators in terms of how current their offending is (recency), how many offences they are known to have perpetrated (frequency), and how serious their offending is (gravity). |
| SAP POL 017 | Work with partners to address domestic abuse in Clackmannanshire and seek ways to support victims and tackle offenders | 31-Mar-2017 |  |  | In preventing Domestic Abuse, sporadic and discretionary visits to the perpetrator's home are beneficial in demonstrating to the perpetrator that the police and other agencies are aware of their offending behaviour. All partner agencies can undertake communication with the victim, in order to provide appropriate information and referral to support organisations, both statutory and voluntary. There is also an opportunity to sign-post either party (as required) to relevant support agencies, thereby adding education and encouragement to enforcement as a means of tackling offender behaviour. The willingness of partner agencies to provide information to the police about domestic incidents is important in supporting victims and preventing re-occurrences. There are also various types of remote alarm which can be provided to victims in appropriate circumstances. A form for reporting Domestic Abuse is readily available on the home page of the Police Scotland website. This allows reports to be made by victims of or witnesses to such incidents or someone reporting on behalf of a victim (third party reporting). |
| SAP POL 018 | Ensure that tackling domestic abuse is at the heart of the community policing approach | 31-Mar-2017 |  |  | Whilst the Domestic Abuse Investigation Unit concentrates on serious and serial incidents, most instances of domestic abuse are tackled by local officers who resolve immediate situations, ensure the wellbeing of victims and compile substantial reports to ensure that the most appropriate support is available through police and partners. This response is delivered consistently by the application of the Domestic Abuse Standard Operating Procedure (SOP). This focus on domestic abuse has seen long-term reductions in the number of incidents and high detection rates. Domestic Violence is a daily key priority with prevention, intervention and enforcement tactics deployed around the victim and offender as appropriate. |





| Covalent Ref. | Action | Due Date | Progress Bar | Status | Latest Note |
|---------------|--|-------------|--|---|--|
| SAP POL 024 | Prioritise investigation of crimes against the most vulnerable persons in communities | 31-Mar-2017 |  |  | Each crime reported is subject to scrutiny by local police managers and by the Crime Management Unit. This allows for the early identification of victims such as children and adults who may be vulnerable because of factors such as age or incapacity. Vulnerable Person Reports (VPR) are submitted routinely which detail the concerns re vulnerability. Specialist officers in the Public Protection Unit can be used to deal with particularly serious instances. |
| SAP POL 026 | Work with partners to ensure the safety of children and implement GIRFEC | 31-Mar-2017 |  |  | Sex Offender Disclosure Scheme "Keeping Children Safe" allows public to raise child protection concerns which police and partners will act upon. It allows consideration of whether information held by agencies indicates that an individual might pose a threat of serious harm to a child and if that information needs to be released to a parent or carer of the child. In addition, the initial notification of concern may lead to other more immediate actions under the Child Protection SOP depending upon the circumstances. Partnership working takes place strategically through the work of the Child Protection Committee and operationally via Child Protection Case Conferences and Child Protection Plans. The focus of child protection is the Public Protection Unit at Larbert, which includes Multi-Agency Assessment and Screening Hub (MAASH), Family Unit, Young Runaways Project, Early and Effective Intervention (EEI) team and the Offender Management Unit, as well as the co-location and joint working with partners such as Social Work, Health and Education. All of this activity is directed towards supporting the GIRFEC approach. |
| SAP POL 027 | Work with partners to develop and implement a prevention-focused approach to reducing numbers of vulnerable victims and preventing offending both by and against such vulnerable persons | 31-Mar-2017 |  |  | All of the activity above is focused upon early identification of children who may become victims of crime or who are in circumstances which might lead to them offending. This prevention focused approach reduces potential harm to children through submission of Vulnerable Persons Reports and timely consequent action; whilst Early and Effective Intervention has achieved considerable success in reducing the number of children referred to the Fiscal or reported by considering alternative disposals best suited to the child's circumstances. Adult Protection measures are also in place to achieve similar outcomes and the Offender Management Unit exists to assess and manage the risk posed by sex or violent offenders. |
| SAP POL 028 | Work with partners through MAPPA to protect communities from serious harm that some offenders may still present after conviction | 31-Mar-2017 |  |  | The Multi Agency Public Protection Arrangements and associated procedures apply categories and classifications of risk to offenders and produce appropriate offender management plans based upon them. This ensures that those presenting the highest risk of harm receive the most focused attention and engagement from police and partners. This activity is measured in SAP POL 24a |

| Covalent Ref. | Action | Due Date | Progress Bar | Status | Latest Note |
|---------------|--|-------------|--|---|--|
| SAP POL 029 | Work with partners to identify and support victims of hate crimes and tackle offenders | 31-Mar-2017 |  |  | The Multi Agency Hate Response Strategy (MAHRS) exists to provide a strong multi-agency partnership that engages with the local community and is responsive to its diverse needs in respect of tackling hate incidents. Its aim is to monitor and tackle incidents motivated by hatred, prejudice or malice targeted towards an identifiable group. The Lay Advisors Group for the Forth Valley provides opinion and comment from various social groups on police actions, operations and initiatives with a view to assessing community impact. Police Scotland publishes a Hate Crime SOP which, among other things, is intended to prevent repeat incidents and reduce repeat victimisation. It also directs provision of advice on crime prevention/security/personal safety. The National Safer Communities Department of Police Scotland can also provide advice, assistance and support to divisional efforts. |
| SAP POL 030 | Work with partners to support and protect from harm, our most vulnerable adults | 31-Mar-2017 |  |  | An Adult Protection Unit has been established within the Divisional Public Protection Unit. Its work focuses on the investigation of crimes against vulnerable adults but also extends to associated tasks undertaken with partners to provide support and protection. Actions and responsibilities of police and other agencies are detailed in an Adult Support and Protection SOP. Whilst this relates to adults "at risk of harm" the procedures also cover other identifiable vulnerabilities. A Vulnerable Persons Report will always be submitted where any element of vulnerability is identified. This allows Police and partner agencies to assess the response and support required. Police and partners are members of local Adult Protection Committees which produce and oversee inter-agency guidelines and procedures. Police will seek to help resolve immediate risks and signpost issues for other agencies to provide longer term support. |

2 Dealing with Anti Social Behaviour

| Covalent Ref. | PI Description | Q1 2015/16 | Q1 2016/17 | | Q1 2016/17 | Q1 2016/17 | |
|---------------|-------------------------------|------------|------------|-------|---|------------|--|
| | | Value | Target | Value | Short Trend | 5 Yr Ave | Note |
| SAP POL 14a | Number of disorder complaints | 889 | | 843 |  | | <p>Context: As incidents of disorder often feature noise/neighbour disputes, work is being undertaken to identify locations where there are repeat occurrences to allow preventive /intervention strategies to be developed by partner agencies. High visibility patrols are directed in accordance with intelligence and information about incidents of recurring disorder involving particular locations or individuals. This includes local community information which identifies any recurring disorder hotspots.</p> <p>Update: There has been a continued reduction in incidents of disorder against last year which follows the long term trend over the past few years. The number of incidents of disorder reported for Qtr 1 2016 /17 has continued to fall, resulting in a reduction of 46 incidents (5.2%) when compared with the same period last year.</p> <p>The Local Community Planning Group MATAC meets on a fortnightly basis and has representation from a number of Local Authority / Housing Groups. The MATAC maintains an overview of ASB whether it be specific to a person or place. Through early identification of issues partners are able to deploy prevention / intervention or enforcement activities at their respective disposals with a view to early resolution of measures arising. The MATAC also enjoys the attendance of elected representatives who have an open invitation to attend / assist. A multitude of issues have thus far been addressed which has contributed to the ongoing reduction of these incidents.</p> |

| Covalent Ref. | Action | Due Date | Progress Bar | Status | Latest Note |
|---------------|------------------------------------|-------------|---|---|--|
| SAP POL 003 | Work in partnership to address ASB | 31-Mar-2017 | <div style="border: 1px solid black; width: 25px; height: 15px; background-color: #0070C0; display: inline-block;"></div> 25% |  | There are a number of established partnership arrangements including those addressing noise and neighbour nuisance. The Community Safety Partnership is a focus for joint working. One recent initiative to discourage ASB and promote social responsibility is the deployment of Schools Based Officers in certain secondary schools. |



| Covalent Ref. | Action | Due Date | Progress Bar | Status | Latest Note |
|---------------|---|-------------|--|---|---|
| SAP POL 004 | Work in partnership with the licensed trade to deliver a safe environment in Clacks | 31-Mar-2017 |  25% |  | One of the Divisional Licensing Officers has direct and specific responsibility for all licensing matters in Clackmannanshire. The approach is very much one of encouragement to adhere to the licensing principles and objectives, with personal contact a notable feature of this area of work. The initiative named Forth Valley Focus on Alcohol (FVFOA) is a multi-agency initiative with several strands. All off-sales premises have been visited to promote the message of responsible selling, particularly in respect of young people; and letters have been sent to schoolchildren with the support of schools to high light the impact of alcohol consumption on personal vulnerability and decision-making. All partners are engaging and focusing on alcohol as a health and wellbeing issue. |
| SAP POL 005 | Take action against licensed premises/individuals who do not meet their statutory obligations | 31-Mar-2017 |  25% |  | Whilst encouragement and education is the preferred approach, all appropriate checks are undertaken routinely to ensure that those involved in the licensed trade are satisfying their obligations and responsibilities under the legislation. Digressions are reported to the appropriate regulatory authority when appropriate. At present there are no significant issues in respect of any premises, and early intervention by the Divisional Licensing Officer is undertaken to offer advice and guidance at an early stage if any issues appear to be arising at specific premises. |

3 Violent Crime

| Covalent Ref. | PI Description | Q1 2015/16 | Q1 2016/17 | | | Q1 2016/17 | Q1 2016/17 |
|---------------|-------------------------------------|------------|------------|-------|-------------|------------|---|
| | | Value | Target | Value | Short Trend | 5 Yr Ave | Note |
| SAP POL 10a | Number of serious assaults | 9 | | 11 | ↓ | 7.8 | <p>Context: Serious assaults are prioritised for investigation and, in the main, locally the victim and perpetrator are known to each other. Whilst alcohol is a contributing factor in such incidents, few acts are perpetrated within or immediately outside licensed premises. Continuous analysis has not indicated any discernible pattern with no single location falling for specific interest with the exception of HMP Glenochil which is a repeat location. The weekend period is the peak period for serious assaults, often linked to the consumption of alcohol. Most offenders are male. Most assaults are carried out by kicks and punches rather than by use of a weapon.</p> <p>Update: The number of serious assaults (11) has risen year to date, up 2 from last year (9).</p> |
| SAP POL 10b | Detection rate for serious assaults | 111.1% | | 90.9% | ↓ | 94.9% | <p>Context: Detections are recorded on the date a perpetrator is charged, regardless of when the crime was committed. This can mean that in any given month more detections are recorded than the number of crimes that are reported in a particular category and detection rates can exceed 100%.</p> <p>Update: The rate for serious assaults has remained consistently high, with the detection of 10 out of the 11 crimes reported year to date.</p> |

| Covalent Ref. | PI Description | Q1 2015/16 | Q1 2016/17 | | | Q1 2016/17 | Q1 2016/17 |
|---------------|------------------------------|------------|------------|-------|-------------|------------|---|
| | | Value | Target | Value | Short Trend | 5 Yr Ave | Note |
| SAP POL 11a | Number of robberies | 3 | | 5 | ↓ | 4 | <p>Context: This category also includes Assault with Intent to Rob. All Robberies have been robustly reviewed in terms of the guidance defined in the Scottish Crime Recording Standards. The strict adherence to the ethical recording of this crime type may have led to slightly more incidents falling into this category compared with preceding years as guidance has been updated in relation to counting victims of crime. By way of an example, one male in a domestic setting robs four victims of their mobile phones. This is counted as four crimes.</p> <p>Update: In the year to date reporting period there have been 5 robberies recorded an increase of 2 compared with the same period the previous year. Most of these robberies consist of taking property from individuals, normally mobile phones or small amounts of money. Typically these crimes have occurred between individuals who are known to lead a chaotic lifestyle and are often known to each other or in some way associated. These incidents rarely involve the use of weapons.</p> |
| SAP POL 11b | Detection rate for robberies | 133.3% | | 100% | | 100% | <p>Context: The CID have primary responsibility for the investigation of robberies which are scrutinised to discern any emerging trends in respect of location, victim and perpetrator.</p> <p>Update: The detection rate for robberies remains high with all 5 that occurred within the reported period detected.</p> |
| SAP POL 12a | Number of minor assaults | 192 | | 152 | ↑ | 174.6 | <p>Context: A large number of these assaults occur in residential property or in gardens or nearby streets and involve people known to each other. Alcohol is often a contributory factor. Incidents also occur regularly within the night-time economy of town centres. Intelligence analysis is used to plot and thereby to try to predict the likely locations of assaults/disorder, and to deploy resources accordingly.</p> <p>Update: There has been a reduction of 22.1% year to date, with 43 fewer crimes reported. The type of assaults range from incidents arising from HMP Glenochil, Residential Homes where residents can have reduced capacity however SCRS still requires a crime to be recorded, and crimes emanating from domestic incidents. Assaults against Police and other emergency service workers have increased significantly over the reporting period up from 4 to 17. Rigorous recording and compliance with SCRS means this level of crimes is unlikely to change significantly. Where repeat offenders or locations are identified, robust processes have been employed to stringently manage them and minimise the risk of re-occurrence.</p> |



| Covalent Ref. | PI Description | Q1 2015/16 | Q1 2016/17 | | | Q1 2016/17 | Q1 2016/17 |
|---------------|-----------------------------------|------------|------------|-------|-------------|------------|---|
| | | Value | Target | Value | Short Trend | 5 Yr Ave | Note |
| SAP POL 12b | Detection rate for minor assaults | 82.1% | | 65.8% | ↓ | 80.1% | Update: The current detection rate has dropped compared with the normal figure for this crime type. Where these crimes remain undetected, generally the suspect is known however there is not a sufficiency of evidence to report to the Procurator Fiscal. SCRS requires crimes to be recorded in cases where the victims or witnesses are uncooperative, which in these cases poses an obvious challenge in terms of obtaining a sufficiency of evidence to charge a suspect. |

| Covalent Ref. | Action | Due Date | Progress Bar | Status | Latest Note |
|---------------|---|-------------|---|---|---|
| SAP POL 002 | Target perpetrators of violent crime and ensure appropriate enquiry | 31-Mar-2017 | <div style="width: 25%;"><div style="background-color: #0070C0; height: 10px;"></div></div> 25% |  | Intelligence products are used to identify patterns in respect of perpetrators of violence and repeat locations. Preventive measures are considered and robust enquiry is carried out where offences have been committed. Long term rates for such crimes are decreasing, and detection rates remain high. The MATAC process is also applied in these cases. |
| SAP POL 006 | Work with partners to identify and tackle violence in homes in Clackmannanshire | 31-Mar-2017 | <div style="width: 25%;"><div style="background-color: #0070C0; height: 10px;"></div></div> 25% |  | A number of different agencies have reports of incidents in a house and information sharing protocols are used to make partners aware of them. This can build a picture of issues such as domestic incidents, anti-social behaviour, noisy parties and neighbour disputes which are often pre-cursors to violence. Vulnerable Person Reports (VPR) are submitted by officers where there are concerns about an individual's circumstances. This would include any perceived risk of that person being potentially subject to violence in the home. Victims who come forward are supported with robust referral systems in place. There is partnership work ongoing with organisations such as Women's Aid and Violence Against Women who work in conjunction with the Public Protection Forum with a view to enhancing a holistic supportive agenda. Robust enforcement of bail conditions against those who perpetrate such criminality supports the zero tolerance approach to Domestic Violence. |



4 Disrupting Organised Crime

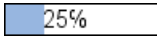

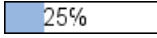

| Covalent Ref. | PI Description | Q1 2015/16 | Q1 2016/17 | | | Q1 2016/17 | Q1 2016/17 |
|---------------|--|------------|------------|-------|-------------|------------|--|
| | | Value | Target | Value | Short Trend | 5 Yr Ave | Note |
| SAP POL 16a | Number of Persons charged with Drug Dealing | 10 | | 18 | ↑ | 13.4 | Update: As a result of focussed activity under Operation Core the number of drug dealing cases has risen significantly from 10 to 18. |
| SAP POL 18c | Through the use of POCA (Proceeds of Crime Act) legislation deprive criminals of a minimum of £3,083,058 (Forth Valley Division figures) | £509k | | £534k | ↑ | | Context: This measure quantifies the cash or value of assets or income seized by Police under the proceeds of Crime Act legislation in order to disrupt the criminal activities of members of organised crime groups. These figures calculated for the whole of the Forth Valley Division and are not broken down to Local Authority level. Update: The year to date totals are up 5% compared with the same period last year. Work in this area will still continue in order to ensure this issue continues to be addressed. |

| Covalent Ref. | Action | Due Date | Progress Bar | Status | Latest Note |
|---------------|--|-------------|---|--------|--|
| SAP POL 007 | Target and disrupt Serious Organised Crime Groups (SOCG) and, in particular, their access to legitimate business contracts | 31-Mar-2017 | <div style="width: 25%;"><div style="background-color: #4f81bd; height: 10px;"></div></div> 25% | ▶ | There is a comprehensive approach taken to the identification of Serious Organised Crime Groups (SOCG) which involves both local and national resources. Once membership and activities are ascertained, specific plans are developed to disrupt the SOCG. These regularly involve local community teams taking action against the SOCG and its members, often in conjunction with partner agencies. |
| SAP POL 008 | Work with partners to disrupt SOCGs and, in particular, their access to legitimate business contracts | 31-Mar-2017 | <div style="width: 25%;"><div style="background-color: #4f81bd; height: 10px;"></div></div> 25% | ▶ | Part of the approach to SOCGs is to share information with and involve partner agencies which can bring their own sanctions to bear against SOCG activities. This has proven to be effective through operations targeting issues such as payment of tax and National Insurance, licensing of assets and benefits claims. Local authorities have co-operated in this approach by ensuring that any contracts which they award are not given to businesses with SOCG links. The joint working with the FACT operation re fake DVDs is an example of a different type of cooperation. |
| SAP POL 009 | Tackle Drug Dealers operating in Clackmannanshire | 31-Mar-2017 | <div style="width: 25%;"><div style="background-color: #4f81bd; height: 10px;"></div></div> 25% | ▶ | Many of the operations targeting dealers are undertaken by community officers acting on information received from communities. Support is also provided by resources from the national Specialist Crime Division. |

| Covalent Ref. | Action | Due Date | Progress Bar | Status | Latest Note |
|---------------|---|-------------|---|---|--|
| SAP POL 010 | Work alongside partners to reduce harm caused by drugs in local communities | 31-Mar-2017 | <div style="width: 25%;"><div style="background-color: #4F81BD; height: 10px;"></div></div> 25% |  | There is close working with the Clackmannanshire Alcohol and Drugs Partnership to ensure a multi-agency approach to reducing harm. The focus is on users of the service and the provision of network support to their families. The development of the workforce in partner agencies to recognise and understand dependency issues is another feature of the ADP approach. |
| SAP POL 013 | Implement CONTEST strategy | 31-Mar-2017 | <div style="width: 25%;"><div style="background-color: #4F81BD; height: 10px;"></div></div> 25% |  | The Forth Valley Multi Agency CONTEST Group meets regularly with senior representation from Clackmannan Local Authority who are working towards delivery of the Governments National Strategic Implementation Plan. CONTEST and WRAP inputs continue to be delivered across the Clacks LA area. |


5 Crimes of Dishonesty

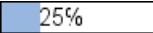

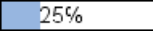

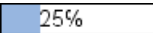

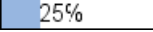

| Covalent Ref. | PI Description | Q1 2015/16 | Q1 2016/17 | | Q1 2016/17 | Q1 2016/17 | |
|---------------|--|------------|------------|-------|---|------------|---|
| | | Value | Target | Value | Short Trend | 5 Yr Ave | Note |
| SAP POL 17a | Number of acquisitive crimes (Group 3) | 207 | | 223 |  | 266.6 | Context: Group 3 crime is known as acquisitive crime and includes Housebreaking, Opening Lockfast Places (OLP), Motor Vehicle crime, Common Theft, Shoplifting and Fraud. Update: Overall acquisitive crime has gone up by 7.7% year to date, equating to 16 more crimes. Overall acquisitive crime is still down over the 5 year period. Reductions are seen in Housebreaking, Motor related crime whilst shoplifting and fraud has increased. |
| SAP POL 17b | Detection rate for acquisitive crimes | 48.3% | | 61% |  | 46.7% | Context: This measure relates to the overall detection rate for all acquisitive (Group 3) crime. The nature of investigations into this crime type often means that detections will occur over time as forensic and other enquires yield information which means this figure will be reasonable expected improve over time. Update: Whilst acquisitive crime has risen it is positive that the overall detection rate for acquisitive crimes is up 12.7 percentage points compared with same period last year and is 14.2 points higher than the 5 year average. The detection rate for Housebreaking related crime is 59.1% which considerably higher than for the same period last year when it was 46.2%. |


| Covalent Ref. | Action | Due Date | Progress Bar | Status | Latest Note |
|---------------|---|-------------|--|---|--|
| SAP POL 011 | Target known offenders involved in acquisitive crime particularly housebreaking and metal theft | 31-Mar-2017 |  |  | The activity strands of intelligence, prevention and enforcement are used to combat recidivist criminals. Often there is significant information available about known offenders, their methods and their associates, and forensic evidence can also be targeted on the basis of such knowledge. Housebreaking is generally lower than any of the past 10 years, and looking over the longer term, residential premises comprise a minority of locations (39.3%). Many of these residential premises are "bed-sit" type accommodation. On occasion, the same premises can also attract complaints about anti-social behaviour. |
| SAP POL 012 | Support victims of crime and provide updates on the progress of enquiries | 31-Mar-2017 |  |  | The police approach is victim-orientated and will include helping to identify other agencies which might be able to provide assistance specific to a person's requirements. Victims are keen to be updated on incidents, and instructions have been passed to officers to ensure that these are supplied within specific time scales. The crime reporting system is used to ensure that updates are passed. The level of public satisfaction with updates is monitored via the User Satisfaction Survey. The overall year to date figure is 57.3% however it should be noted that this figure includes updates in connection with incidents as well as crimes. |

6 Making Roads Safer



| Covalent Ref. | PI Description | Q1 2015/16 | Q1 2016/17 | | Q1 2016/17 | Q1 2016/17 | |
|---------------|---|------------|------------|-------|-------------|------------|---|
| | | Value | Target | Value | Short Trend | 5 Yr Ave | Note |
| SAP POL 25a | Number of people killed or seriously injured in road collisions (KSI) | 1 | | 2 | ↓ | | Context: This figure includes all people killed or seriously injured in road collisions and a further breakdown is provided in the update below. Update: There have been no fatalities reported within quarter 1 of 2016/17 and 2 serious injury collisions. There has been no child casualties. |
| SAP POL 25b | Number of road collisions resulting in injury | 12 | | 16 | ↓ | | Context: Analysis is routinely undertaken to identify high risk locations for collisions in order that prevention activity can be deployed to these areas. Update: Year to date there has been 4 more collisions resulting in injury with 3 more persons injured as a result compared with the same period last year. |
| SAP POL 25c | Number of People charged with mobile phone offences | 15 | | 10 | ↓ | 28.4 | Context: The use of mobile phones while driving, and speeding in vehicles, are recognised as two potential contributory factors in road collisions. Regular speed checks and other initiatives provide the opportunity not only for enforcement of the legislation but also the education of drivers. Although driver engagement levels are still high, as evidenced by the number of speeding offences in SAP POL 25d, a focus on driver education has led to a reduction in the number of charges for these offences compared to last year. Operational campaigns against speeding, mobile phones etc. are widely publicised and results reported on through various media. |
| SAP POL 25d | Number of people charged with speeding offences | 241 | | 91 | ↓ | 108 | As above. Speeding often features as a local priority in Multi Member Ward Plans. Analysis of plans and results of traffic measurement surveys help to direct resources such as safety camera vehicles to particular locations. Hand held radar equipment is also used regularly by local officers and members of the Divisional Roads Policing Unit. There had been focussed activity in the Clackmannanshire area over the previous year's reporting period which resulted in significantly higher figures compared with preceding years. |


| Covalent Ref. | PI Description | Q1 2015/16 | Q1 2016/17 | | | Q1 2016/17 | Q1 2016/17 |
|---------------|---|------------|------------|-------|---|------------|--|
| | | Value | Target | Value | Short Trend | 5 Yr Ave | Note |
| SAP POL 25e | Number of people charged with disqualified driving offences | 3 | | 7 |  | 5.4 | Despite the high engagement with drivers (see PI 25d), the number of persons detected under this category is low, at 7. Details of known disqualified drivers, and particularly those known to re-offend, are available to officers. The focus which has been given to this offence may be discouraging potential offenders. |

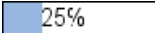





| Covalent Ref. | Action | Due Date | Progress Bar | Status | Latest Note |
|---------------|--|-------------|--|---|--|
| SAP POL 019 | Identify problem road locations using collision intelligence and community information | 31-Mar-2017 |  |  | A monthly tactical assessment is produced which identifies the location, frequency and severity of road collisions in Clackmannanshire with a view to determining trends which may need to be addressed. By adding road safety priorities from community consultation, a picture of road safety considerations is gained, and appropriate responses planned. This may include increased patrols or static radar checks, or discussion with partners about additional signage or engineering. Road safety concerns raised at community forums are also fed into the process for planning responses. |
| SAP POL 020 | Target road traffic offenders - particularly drink driving and driving whilst disqualified | 31-Mar-2017 |  |  | Good information is the cornerstone of this activity. This may come from officers, communities or court/DVLA data. This information allows police to prioritise people who represent the greatest risk on our roads. Consequent tasking to local and traffic officers means police have the right people at the right place at the right time to detect offenders. Equipment in police vehicles has automatic access to relevant data which allows us to be more effective when patrolling or performing specific road checks. The year to date figure for drink/drug driving in Q1 2016 is 13 which shows an increase of 3 on the 10 recorded during the same period last year and is in line with the 5 year average. Drivers involved in collisions at which police attend are breathalysed as a matter of course. The number of disqualified drivers detected in the year to date (7) is up on the previous year (3). |
| SAP POL 021 | Work with VOSA and other partner agencies to carry out high profile road policing operations across Clackmannanshire | 31-Mar-2017 |  |  | There have been a number of static checks across Forth Valley which uncovered crimes and offences, and also revealed circumstances surrounding individuals and businesses which allowed partner agencies to apply their own sanctions. |
| SAP POL 022 | Work with partners to provide engineering solutions for safer roads networks | 31-Mar-2017 |  |  | There are regular meetings with partners in local authority roads departments as part of the analysis process aimed at identifying problem locations. Discussion among partners allows proposals for addressing issues to be advanced. These will often involve "engineering" solutions in their widest sense, such as improved signage, variations in speed limits and creation of speed restriction features such as road humps. |

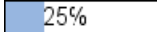

| Covalent Ref. | Action | Due Date | Progress Bar | Status | Latest Note |
|---------------|--|-------------|---|---|--|
| SAP POL 023 | Work with partners to educate road users about road safety | 31-Mar-2017 | <div style="border: 1px solid black; width: 100px; height: 15px; background-color: #4F81BD; display: flex; align-items: center; justify-content: center;">25%</div> |  | Prior to the formation of Police Scotland, a variety of road safety structures existed to deliver a range of services in support of local Road Safety Partnerships. The 1988 Road Traffic Act puts a 'statutory duty' on the local authorities to deliver an appropriate road safety education service. Often this was undertaken in partnership with local forces. During the transitional period in which legacy force protocols transfer to Police Scotland, Divisional Road Policing Unit (DRPU) Inspectors will assume responsibility for liaison with local authorities and existing local Road Safety Partnerships. This will ensure that initiatives are supported and local concerns addressed. There will be no 'gaps in service' nationally and DRPU Inspectors will act as interim guardians of this service delivery. |

7 Achieve high levels of community confidence and satisfaction

| Covalent Ref. | PI Description | Q1 2015/16 | Q1 2016/17 | | | Q1 2016/17 | Q1 2016/17 |
|---------------|--|------------|------------|---------------|---|------------|--|
| | | Value | Target | Value | Short Trend | 5 Yr Ave | Note |
| SAP POL 26 | Emergency calls response rates | | | 0h 11m 28s |  | | <p>Context: This measure provides information on the average length of time taken to attend at the scene of Emergency (Grade1) classified incidents. The incident handling and incident dispatch times must be below 5 minutes to achieve Grade of Service for Grade 1 incidents. Figures are based on resourced incidents where a call is received from a member of the public, incident raised and transferred to Area Control Room, then a resource dispatched which subsequently arrives at scene.</p> <p>Update: Year to date is not currently available as these stats are reported monthly. A request has been made to C3 to see if these figures can be obtained on a year to date basis however at present this is not possible.</p> <p>The figures for this KPI relate to the month of June 2016 only, as year to date figures are not currently calculated.</p> <p>Incident handling and incident dispatch times must be below 5 minutes to achieve Grade of Service for Grade 1 incidents. Based on 124 Grade 1 incidents in March 119 calls received Grade of Service (96%). The average Overall Response Time includes the times take for the Call Handling, Incident Dispatch & Resource Deployment. The average Resource deployment time for June was 11 minutes and 49 seconds.</p> |
| SAP POL 27a | Satisfaction with service delivered by Police Scotland in Forth Valley | 74.5% | | 74% |  | | <p>The method previously used by Central Scotland Police to gather information on public satisfaction has recently been replaced by a national process. Community confidence and satisfaction remains at the core of the approach in Forth Valley Division. Staff are encouraged to focus on the needs of the individual at all stages of contact across all types of situation.</p> <p>Data is currently only available for Forth Valley Division as a whole. Below are levels of satisfaction with various stages of contact with police / police approach to calls:</p> <p>Treatment by staff on first contact – 95.6% Service received at first contact – 90.6% Treatment by officers attending incident – 88.2% Adequately informed re progress of incident – 62.4% Fair treatment by police in dealing with incident – 89.5% Treated with respect by police in dealing with incident – 92.8%</p> |

| Covalent Ref. | PI Description | Q1 2015/16 | Q1 2016/17 | | | Q1 2016/17 | Q1 2016/17 |
|---------------|--|------------|------------|-------|---|------------|--|
| | | Value | Target | Value | Short Trend | 5 Yr Ave | Note |
| SAP POL 27b | Number of complaints about Police per 10,000 incidents | 13 | | 31.3 |  | | Context: In order to ensure consistency across all divisions in the reporting levels of complaints about the police a common reporting format has been developed. The data contained in this section of the report applies to Forth Valley Division as a whole and reflects the categories which are currently provided from the national performance system. A single complaint may contain a number of allegations. These may relate to the behaviour of individual members of staff either "On duty" or "Off duty", or to an issue in respect of the "Quality of service" delivered by the organisation. One complaint therefore could contain a combination of the different types of allegations. Update: The total number of complaints for this reporting period is 13. There were a total of 14 allegations contained within the 13 complaints, of which 11 were in relation to the actions of staff whilst on duty, 0 whilst off-duty and 3 were in respect of the quality of service delivered by the organisation. |

| Covalent Ref. | Action | Due Date | Progress Bar | Status | Latest Note |
|---------------|---|-------------|--|---|---|
| SAP POL 034 | Ensure policing teams attend local community forums to provide information and record feedback | 31-Mar-2017 |  |  | Police are represented at community forums and provide information on performance against local plans and priorities and seek community views on local issues and concerns. This process helps to inform local police planning. A reporting template is being developed in conjunction with community councils to ensure that such a report is always submitted to meetings as a minimum standard of service, where personal attendance is prevented. |
| SAP POL 035 | Carry out regular public consultation to inform policing priorities and assess public satisfaction with service | 31-Mar-2017 |  |  | Community officers undertook a new style community survey which ran to the end of October 2013. The results were used in the formulation of the Local Policing Plan and MMW plans. Community councils, partner agencies and voluntary sector were also consulted for these plans. A further public survey was also hosted on an external website and advertised with the assistance of Clackmannanshire Council. Public satisfaction surveys are being undertaken and reported on currently at Forth Valley Division level, although it is planned to report this at local authority level in the future. |
| SAP POL 036 | Report on complaints and complaints handling procedures to the local governance body in Clackmannanshire | 31-Mar-2017 |  |  | Currently, there is local reporting to the Resources and Audit Sub Committee on the number of complaints and associated allegations, both in respect of individuals' actions and of organisational service delivery. Assessment is ongoing nationally of the format of information which might be produced from the revised complaints IT system. The complaints handling procedure is explained in detail in the information pack issued to members. |

| Covalent Ref. | Action | Due Date | Progress Bar | Status | Latest Note |
|---------------|--|-------------|--|---|---|
| SAP POL 037 | Work with partners in preparedness for any major event or incident | 31-Mar-2017 |  25% |  | There are well-established structures and processes in place among local authorities, emergency services and businesses to implement plans for responses to major incidents and events. These plans are practised through exercises involving all partner agencies, and are subject to regular review and inclusion of lessons learned. This was the case in the recent exercise of the CONTEST anti-terrorism strategy and plans, part of which was hosted in Forth Valley. Response plans are also in place in respect of some major business organisations in Clackmannanshire such as Diageo. |

Appendix 2

Scottish Crime Recording Standard data

In their 2014 Audit of Crime Recording, HMICS made the following recommendation:

"Police Scotland should provide local scrutiny and engagement bodies with the findings of internal crime recording audits and any resulting improvement plans. This will facilitate the scrutiny of crime data presented to them by local Commanders".

Crime recording information will now be provided to Commanders on a twice yearly basis, following the biannual crime registrar's audit in October and March of each year.

Scottish Crime Recording Standard information below reflects the Quarter 3 Audit for 2015/16.

| Scottish Crime Recording Standard Quarter 3 Audit 2015/16 <i>(not available at Local Authority level but detailed at Divisional and Force level for information purposes)</i> | | | | |
|---|--|----------------|-------------------------|-----------------|
| 45 | Audit 2 - Divisional Crime Audit 2015/16 - Quarter 3 (October to December) | Crimes Audited | No. of Recording Errors | SCRS Compliance |
| | C Division | 244 | 12 | 95.08% |
| | Force | 3,446 | 246 | 92.86% |
| <i>Audit 1 (Crime Related Incidents and Associated Recorded Crime Audit) and Audit 3 ("No Crime" Audit) are conducted on a bi-annual basis and therefore were not audited during Q3.</i> | | | | |
| <i>Details of the methodology for Audit 2 can be found in Appendix A</i> | | | | |

APPENDIX "A" - AUDIT METHODOLOGY

Audit 1 - Crime Related Incidents and Associated Recorded Crime

The audit sample was selected from Command and Control incidents over a specific four day period with initial call types CR-60 to CR-79 within the Crime category, and incidents with initial call types AB-57 Communications, AB-58 Hate Crime, PW-40 Domestic Incident and PW-76 Child Protection. The incident sample selected for audit ensured, working to a 95% confidence level with a confidence interval of +/-3%, that the sample audited was statistically representative of all incidents of this type recorded during the four day audit period. A formula was applied to the total number of incidents per Command Area and apportioned out between Divisions in that Command Area in order to obtain sample sizes. These were subject to a minimum of 150 and a maximum of 300 per Division.

Compliance in each of the two Tests is achieved with a result of **95%** or above.

The audit tested:

Test 1 – Crime Related Incidents

- That incidents initially inferring a crime or apparent criminal activity and closed as a non-crime contained a satisfactory narrative to eliminate any inference of criminality and fully justify a non-crime disposal.
- That each incident clearly indicated a crime or non-crime as a disposal on the incident text.
- Where an incident was closed as a crime, the corresponding crime record was traced.

Test 2 – Recorded Crime

- The correct application of SCRS on recorded crimes in respect of the Scottish Government Counting Rules and the correct classification of crimes. In terms of compliance with SCRS each individual crime over or under-recorded, or incorrectly classified was counted as having failed the audit.

Audit 2 - Recording of Specific Crime Types (Divisional Crime Audit)

To ensure that a number of different areas of crime recording are represented by Audit 2, samples were obtained from the following categories:

- Assault (Common Assault only)
- Group 1 Crime (Crimes of violence)
- Group 2 Crime (Sexual offences)
- Group 3 Crime (Crimes of dishonesty)
- Group 4 Crime (Damage to property)
- Other Crimes from Groups 5, 6 and 7

While not as statistically representative of all records within the audit period as Audit 1, the sample sizes in Audit 2 were weighted to take into account higher volumes of crime being recorded in some Divisions subject to a minimum of 100 records and a maximum of 300 records.

The audit tested the correct application of SCRS on recorded crimes in respect of the Scottish Government Counting Rules and the correct classification of crimes. In terms of compliance with SCRS each individual crime over or under-recorded, or incorrectly classified was counted as having failed the audit.

Compliance in this audit is achieved with a result of **95%** or above.

Audit 3 - Crime Records Reclassified to "No Crime"

The third principle of SCRS states "once recorded, a crime will remain recorded unless there is credible evidence to disprove that a crime had occurred".

The audit tested the correct application of this principle in respect of recorded crime which was reclassified to "No Crime" following Police enquiry into the reported circumstances. In terms of compliance with SCRS each individual crime reclassified incorrectly was counted as having failed the audit.

The sample sizes in Audit 3 were weighted to take into account the higher number of records reclassified to "No Crime" in some Divisions subject to a minimum of 50 and a maximum of 100.

Compliance in this audit is achieved with a result of **95%** or above.

In order to allow Divisions a reasonable period of time to ensure that records are complete and compliant with SCRS, audits are generally undertaken once a period of three months from the date of the incident/crime has elapsed. Any record incomplete at the time of audit will be audited based on the information available at the time.

