



**Clackmannanshire
Council**

www.clacksweb.org.uk

**Kilncraigs, Greenside Street, Alloa, FK10 1EB
(Tel.01259-450000)**

Attainment and Improvement Sub Committee

Wednesday 20th April 2016

Start 9.00 am

**Venue: Council Chamber, Patons Building, Kilncraigs,
Alloa, FK10 1EB**

Contact Strategy and Customer Services, Clackmannanshire Council, Kilncraigs, Alloa, FK10 1EB
Phone: 01259 452106/452004/452006 E-mail: customerservice@clacks.gov.uk Web: www.clacksweb.org.uk

Date	Time
------	------

Attainment and Improvement Sub-Committee

This is a Sub-Committee of the Education, Sport and Leisure Committee.

The Sub-Committee has been established in order to enable focused elected member scrutiny of the implementation of the Attainment Challenge, as well as other matters related to attainment and school improvement.

Its remit is to:

- a. monitor the implementation of the Attainment Challenge programme in Clackmannanshire;
- b. review the effectiveness of the funded activities in meeting the desired outcomes of the Attainment Challenge;
- c. review the effectiveness of improvement plans of educational establishments;
- d. make recommendations to the Education, Sport & Leisure Committee on any matters within this remit.

The sub-committee will meet 2-3 weeks in advance of each full meeting of the Education, Sport & Leisure Committee.

Members of the public are welcome to attend our Council and Committee meetings to see how decisions are made.

Details of all of our Council and Committee dates and agenda items are published on our website at www.clacksweb.org.uk

If you require further information about Council or Committee meetings, please contact Strategy and Customer Services by e-mail at customerservice@clacks.gov.uk or by telephone on 01259 452106 or 452004.

12 April 2016

A MEETING of the ATTAINMENT AND IMPROVEMENT SUB COMMITTEE will be held within the Council Chamber, Patons Building, Kilncraigs, Alloa, FK10 1EB, on WEDNESDAY 20 APRIL 2016 at 9.00 am.

**Garry Dallas
Executive Director**

B U S I N E S S

	Page No.
1. Apologies	--
2. Declaration of Interests Elected Members are reminded of their obligation to declare any financial or non-financial interest which they may have in any item on this agenda in accordance with the Councillors' Code of Conduct. A Declaration of Interest form should be completed and passed to the Committee Officer.	--
3. Leavers' Attainment for Session 2014-2015 - report by the Head of Education (Copy herewith)	05
4. Scottish Attainment Challenge in Clackmannanshire - report by the Head of Education (Copy herewith)	13

ATTAINMENT AND IMPROVEMENT SUB COMMITTEE – MEMBERS (COMMITTEE QUORUM 2)

Councillors

Wards

Councillor	Ellen Forson	(Convenor)	4	Clackmannanshire South	SNP
Councillor	George Matchett, QPM		1	Clackmannanshire West	LAB
Councillor	Les Sharp		1	Clackmannanshire West	SNP
Councillor	Jim Stalker		1	Clackmannanshire West	LAB

Report to **Attainment and Improvement Sub-Committee**

Date of Meeting: **20 April 2016**

Subject: **Leavers' Attainment for Session 2014-2015**

Report by: **Head of Education**

1.0 Purpose

- 1.1 The purpose of this report is to provide the Committee with an update on the attainment of young people who left education in session 2014-2015.

2.0 Recommendations

It is recommended that the Attainment and Improvement Sub-Committee agrees:-

- 2.1 To note the content of the report, while commenting on and challenging the performance of the progress to date.

3.0 Considerations

- 3.1 Clackmannanshire Council are keen to promote and secure the best possible outcomes for its citizens including children and young people. As part of the Strategic Plan 2014-2017 the Education Service identified a number of areas for improvement specific to the attainment and achievement of young people:

- 3.1.1 To progress the implementation of Curriculum for Excellence across all establishments to meet learners' needs and improve their learning outcomes
- 3.1.2 To raise educational achievement and attainment, with a focus on the lowest performing 20% of learners
- 3.1.3 To develop academic and vocational learning pathways that support learners into positive post-school destinations

3.2 In August 2014 Scottish Government launched a new computer application “Insight” which allows schools and local authorities to benchmark attainment of school leavers gained as part of their Senior Phase (S4-S6). In addition to being benchmarked against national attainment measures schools and authorities, in an attempt to reflect the context of learners, are also benchmarked against virtual comparators (VC). Four new measures were introduced as part of Insight these were:

- Leaver initial destinations
- Literacy and numeracy
- Improving attainment for all
- Attainment versus deprivation

3.3 The latest national Insight measures for session were available on February 26th 2016. These figures reflect the attainment during their Senior Phase of young people who left school within the school session 2014-2015. Analysis of the overall local authority data is contained within this paper and head teachers from each of the three Clackmannanshire Academies will discuss their individual school attainment.

3.4 The tables and figures from Insight are contained with appendix 1 with the narrative below providing an analysis of this data.

- **Leaver Initial Destinations**

Within Insight these figures have dropped slightly this year to their second highest in the last five years (last year was highest) and for the second year running are above VC. This slight drop is evident in both S5 and S6 data but not S4, whose figures have increased and are at their highest level for five years.

Skills Development Scotland reported previously in December 2015 a slight increase in Positive Destinations for Clackmannanshire school leavers. This difference in reporting can be explained by slight variances in the timing of data sets used by both organisations. Additionally some pupils return to school following the Skills Development Scotland data collection and are then not included in the Insight analysis. However, we have requested Insight investigate this difference further.

- **Literacy & Numeracy**

The figures at Level 4 have continued their five year increasing trend and are now at their highest level. Level 5 figures have dropped this year to their second highest level. Increases are evident in both S4 and S5 leaver data this year, particularly at Level 4.

However, regardless of any increases, results for both Level 4 & 5 Literacy and Numeracy measures are below VC.

Literacy and Numeracy figures for Clackmannanshire will still be affected to some extent by Alva S5 and S6 Leavers who sat SG English and Maths in S3 that is not reported on in Insight.

- **Improving attainment for All**

Figures have increased for the lowest attaining 20%, the middle 60% and the highest attaining 20% of leavers this year to their highest ever. Increases in the attainment of the lowest 20% are most noticeable this year and results for this measure are now in line with VC. Although there have been increases in the attainment of middle 60% and highest 20%, their figures are still lower than VC.

- **Attainment vs Deprivation**

These figures show a decrease in the attainment of school leavers living in the most deprived areas of Scotland, Decile 1, but a slight increase for those living in the next most deprived Decile 2. Attainment for those leavers living in the least deprived areas of Scotland, Decile 9 has increased but for those living in Decile 10 has decreased. Clackmannanshire has significantly higher numbers of young people living in Deciles 1 and 2 (30%) compared to the numbers within Deciles 9 and 10 (8%).

Increases are most noticeable for S4 and S5 leavers living in Decile 1 & 2 and their results compare favourably with VC, however, S6 leaver figures do not and as the majority of leavers are from S6 then their attainment adversely affects the Clackmannanshire figure. As such, Clackmannanshire figures for Deciles 1, 2, 9 and 10 are all still below VC.

- 3.5 Benchmarking data contained within Insight should provide useful data for the development of actions and performance indicators which will support improvements across the Education Service.

4.0 Sustainability Implications

- 4.1 This paper has no sustainability implications.

5.0 Resource Implications

- 5.1 The resource implications are contained within the report.

6.0 Exempt Reports

- 6.1 Is this report exempt? No

7.0 Declarations

The recommendations contained within this report support or implement our Corporate Priorities and Council Policies.

- (1) **Our Priorities** (Please double click on the check box)
- | | |
|--|-------------------------------------|
| The area has a positive image and attracts people and businesses | <input type="checkbox"/> |
| Our communities are more cohesive and inclusive | <input type="checkbox"/> |
| People are better skilled, trained and ready for learning and employment | <input checked="" type="checkbox"/> |
| Our communities are safer | <input type="checkbox"/> |
| Vulnerable people and families are supported | <input checked="" type="checkbox"/> |
| Substance misuse and its effects are reduced | <input type="checkbox"/> |
| Health is improving and health inequalities are reducing | <input type="checkbox"/> |
| The environment is protected and enhanced for all | <input type="checkbox"/> |
| The Council is effective, efficient and recognised for excellence | <input type="checkbox"/> |

- (2) **Council Policies** (Please detail)

Not applicable.

8.0 Equalities Impact

- 8.1 Have you undertaken the required equalities impact assessment to ensure that no groups are adversely affected by the recommendations?

No.

9.0 Legality

- 9.1 In adopting the recommendations contained in this report, the Council is acting within its legal powers.

Yes.

10.0 Appendices

- 10.1 Appendix 1 – Insight National Benchmarking Leavers Measures: Clackmannanshire 14/15



11.0 Background Papers

- 11.1 Education Service Strategic Plan 2014-2017

Author(s)

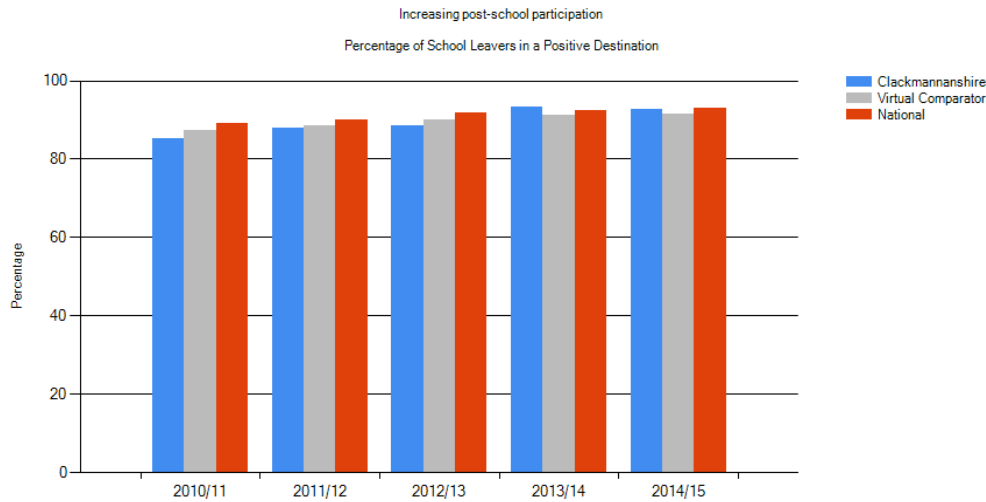
NAME	DESIGNATION	TEL NO / EXTENSION
Fiona MacDonald	Service Manager	01786 233213

Approved by

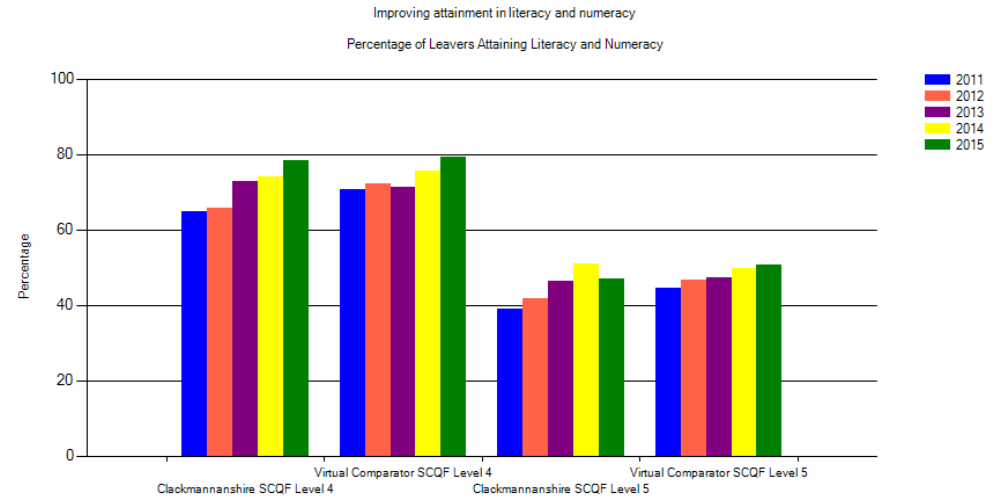
NAME	DESIGNATION	SIGNATURE
David Leng	Head of Education	
Garry Dallas	Executive Director	

INSIGHT NATIONAL BENCHMARKING LEAVERS MEASURES: CLACKMANNANSHIRE 2014/15

(A) LEAVER INITIAL DESTINATIONS

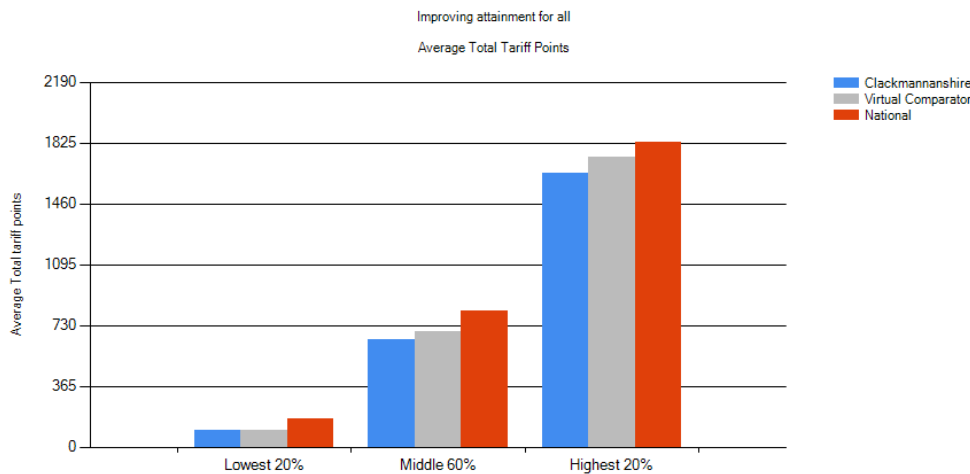


(B) LITERACY & NUMERACY

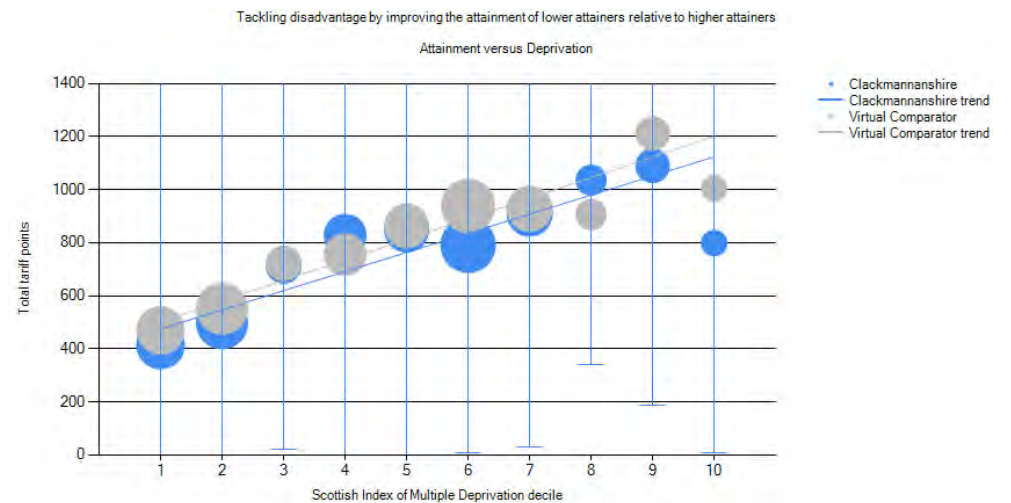


Pls note Clacks figs are suppressed due to Alva S56 leavers with early presentation of Eng & Maths.

(C) IMPROVING ATTAINMENT FOR ALL



(D) ATTAINMENT VERSUS DEPRIVATION



**Leaver Initial Destinations:
Percentage Positive Destinations**

	10/11	11/12	12/13	13/14	14/15
No Lvrs:					
Clacks LA	557	529	517	510	510
% Pos Des:					
Clacks LA	85.1%	87.9%	88.6%	93.3%	92.8%
Virt Comp	87.3%	88.5%	90.0%	91.1%	91.6%
National	89.1%	90.1%	91.7%	92.5%	93.0%

**Literacy & Numeracy of Leavers:
Percentage achieving Level 4 and Level 5**

Level 4 Lit & Num	2011	2012	2013	2014	2015
Clacks LA	64.8%	65.8%	72.9%	73.9%	78.4%
Virt Comp	70.5%	72.1%	71.1%	75.7%	79.4%
National	74.9%	76.7%	77.9%	81.2%	85.8%
Level 5 Lit & Num	2011	2012	2013	2014	2015
Clacks LA	39.0%	41.8%	46.2%	51.0%	46.9%
Virt Comp	44.6%	46.8%	47.2%	49.7%	50.6%
National	49.3%	52.2%	52.5%	55.3%	58.6%

**Improving Attainment for All:
Tariff Points of Leavers**

Lowest Attaining 20%	10/11	11/12	12/13	13/14	14/15
Clacks LA	72	79	98	86	103
Virt Comp	103	104	108	109	103
National	127	141	151	162	168
Middle Attaining 60%	10/11	11/12	12/13	13/14	14/15
Clacks LA	549	598	615	638	645
Virt Comp	611	646	664	688	690
National	702	756	755	793	820
Highest Attaining 20%	10/11	11/12	12/13	13/14	14/15
Clacks LA	1509	1604	1624	1611	1640
Virt Comp	1645	1697	1717	1711	1742
National	1736	1780	1785	1809	1832

**Attainment versus Deprivation:
Tariff Points of Leavers in Deprivation Deciles**

	Dec 1	Dec 2	Dec 3	Dec 4	Dec 5	Dec 6	Dec 7	Dec 8	Dec 9	Dec 10
Clacks 14/15	414	497	713	829	848	790	910	1036	1090	799
VC 14/15	469	551	722	756	863	938	928	906	1211	1005
Nat 14/15	574	647	695	790	847	920	980	1051	1157	1289
Clacks 13/14	508	492	756	707	668	788	926	962	979	987
VC 13/14	545	533	796	773	775	812	925	977	1092	1198
Nat 13/14	557	620	692	768	823	884	959	1027	1125	1265
Clacks 12/13	492	534	547	651	857	699	882	890	1037	1152
VC 12/13	490	515	576	716	789	855	1022	958	1087	1193
Nat 12/13	514	586	634	729	789	872	940	1005	1106	1238

Report to **Attainment and Improvement Sub-Committee**

Date of Meeting: **20 April 2016**

Subject: **Scottish Attainment Challenge in Clackmannanshire**

Report by: **Head of Education**

1.0 Purpose

- 1.1. The purpose of this report is to provide a briefing to the Attainment and Improvement Sub-Committee on the Scottish Attainment Challenge in Clackmannanshire.

The paper provides an overview of the Scottish Attainment Challenge and outlines how this is being taken forward in Clackmannanshire.

2.0 Recommendations

It is recommended that the Attainment and Improvement Sub-Committee agree:-

- 2.1. To note and comment on the Scottish Attainment Challenge in Clackmannanshire.

3.0 Considerations

3.1 The Scottish Attainment Challenge

The Scottish Attainment Challenge, supported by the Attainment Scotland Fund, provides £100 million over 4 years from 2015/16 to drive forward improvements in educational outcomes. The Scottish Attainment Challenge aims to raise the attainment of children and young people living in disadvantaged communities in order to close the equity gap. The focus is on primary schools and targets improvements in literacy, numeracy and health and wellbeing.

At this time, there are three aspects within the Scottish Attainment Challenge. Seven local authority areas have been identified as 'Challenge Authorities' and were the first beneficiaries of the Attainment Scotland Fund. The authorities are Clackmannanshire, Dundee, Glasgow, Inverclyde, North Ayrshire, North Lanarkshire and West Dunbartonshire. These areas were selected as the local authorities with the largest concentrations of primary-aged pupils living in SIMD (Scottish Index of Multiple Deprivation) deciles 1 and 2.

The second element of the Scottish Attainment Challenge is the 'Schools Programme' and fifty-seven primary schools across Scotland that have significant proportions of their pupils living in SIMD deciles 1 and 2 have been selected. These 57 schools are out with the Challenge Authorities.

The third aspect is a universal offer to all schools across Scotland. This includes access to an Attainment Advisor in each local authority and the development of a national hub as a virtual centre of educational expertise. Recently, the Innovation Fund was launched and schools can apply for funding to run projects. The Innovation Fund is open to all publicly funded primary, secondary and special schools in Scotland which are not already benefitting from the Attainment Scotland Fund.

3.2 Scottish Attainment Challenge in Clackmannanshire

A Scottish Attainment Challenge in Clackmannanshire Improvement Plan was developed in May 2015 (Appendix 1). This involved close analysis of data and context and consultation and working with headteachers and officers. The plan was submitted to Scottish Government and was received very positively with an allocation of £718,109 awarded for Year 1 (financial year).

The plan identifies the aims of the Attainment Challenge in Clackmannanshire. These are to:

- Raise attainment for each child to enable them to make excellent progress in their learning and develop the skills and ambitions to improve their life chances.
- Close the gap in attainment and achievement between children from the most and least advantaged backgrounds.

Three key areas for improvement were established as crucial to achieving the aims of the Challenge in Clackmannanshire. These are:

- **Enabled Leadership**
We aim to create a culture of strong collaborative leadership in all Clackmannanshire schools to raise attainment, reduce inequity and ensure continuous school improvement.
- **Literacy and Numeracy Rich Learning**
We aim to create literacy and numeracy rich learning through transformational learning and teaching for all children in Clackmannanshire, embedded within Curriculum for Excellence.

- Flourishing communities
We aim to embed a strong nurturing ethos for all our children, families, schools and communities across Clackmannanshire.

3.3 Progress and Impact

From August 2015 an Attainment Challenge Team (ACTeam) was established to lead and support the Challenge across Clackmannanshire. The ACTeam is working closely with headteachers and schools to implement universal and targeted interventions. The focus is on primary schools, however, nurseries, secondaries and ASN are involved. The ACTeam and schools are also working with a range of officers and teams within Clackmannanshire to implement the Challenge. This includes Educational Psychology, Community Learning & Development and Sports' Development. Work is currently underway to see how this partnership working can be extended to other agencies such as Social Work and Forth Valley College. Meetings have been held with health professionals and Third Sector and this will be progressed for Year 2 as part of our Flourishing Communities' plan.

The approach to implementation of the Clackmannanshire Attainment Challenge Improvement Plan has been thorough and rigorous and there is evidence of clear progress and early impact. Examples of progress and impact are provided in Appendix 2.

The aims, intended outcomes and progress of the Attainment Challenge have been communicated with headteachers, teachers, pupils and parents through a range of methods such as meetings, leaflets, newsletters, Twitter and Glow groups. Presentations have been provided for teams and partners and this includes teams such as Community Learning and Development, Parent Councils and community groups. Appendix 3 provides an overview of communication with stakeholders. A Communication Strategy has been produced, recognising the importance of ensuring all across Clackmannanshire understand and are committed to the Challenge.

A Management Group oversees the progress and impact of the Challenge in Clackmannanshire. The group is chaired by a Senior Manager from the Education Service. The Group meets quarterly and a written progress report is provided. This is then shared with all Learning Communities and headteachers. There are also regular meetings with the Finance Team and procedures have been established for the management of funding.

A progress report is provided to Scottish Government at a quarterly meeting and there is extensive discussion around implementation of the plan and next steps. These meetings have been helpful and positive. The written reports to Scottish Government are provided in Appendix 4 and Appendix 5.

Initial connections with other Challenge Authorities are being developed with a view to sharing success and learning.

3.4 Expenditure of Grant

A total agreed grant for 2015/ 16 is £718,109.

The grant claimed in in Quarter 2 (July - September 2015) was £21,974. This claim was small as spending did not begin until the new school session in August 2015. The grant claimed for Quarter 3 (October - December 2015) was £243,460 and the projected spend for Quarter 4 (January – March 2016) is £205,985.

Therefore, the projected grant claim for 2015/16 is £471,419. An underspend of £246,690 is projected and discussions with Scottish Government have indicated that we will be able to carry this forward. The underspend relates to various aspects of the Challenge, however, difficulties recruiting staff is a significant factor.

4.0 Sustainability Implications

4.1. The paper has no sustainability implications.

5.0 Resource Implications

5.1. The paper has no resource implications.

6.0 Exempt Reports

6.1. Is this report exempt? Yes (please detail the reasons for exemption below) No

7.0 Declarations

The recommendations contained within this report support or implement our Corporate Priorities and Council Policies.

(1) **Our Priorities** (Please double click on the check box)

- | | |
|--|-------------------------------------|
| The area has a positive image and attracts people and businesses | <input type="checkbox"/> |
| Our communities are more cohesive and inclusive | <input checked="" type="checkbox"/> |
| People are better skilled, trained and ready for learning and employment | <input checked="" type="checkbox"/> |
| Our communities are safer | <input type="checkbox"/> |
| Vulnerable people and families are supported | <input checked="" type="checkbox"/> |
| Substance misuse and its effects are reduced | <input type="checkbox"/> |
| Health is improving and health inequalities are reducing | <input checked="" type="checkbox"/> |
| The environment is protected and enhanced for all | <input type="checkbox"/> |
| The Council is effective, efficient and recognised for excellence | <input type="checkbox"/> |

(2) **Council Policies** (Please detail)

Not applicable

8.0 Equalities Impact

8.1 Have you undertaken the required equalities impact assessment to ensure that no groups are adversely affected by the recommendations?

Yes No

9.0 Legality

9.1 It has been confirmed that in adopting the recommendations contained in this report, the Council is acting within its legal powers. Yes No

10.0 Appendices

10.1 Appendix 1: Scottish Attainment Challenge in Clackmannanshire 2015, Improvement Plan

10.2 Appendix 2: Examples of Progress and Impact, February 2016

10.3 Appendix 3: Overview of Communication, February 2016

10.4 Appendix 4: Progress Report, July – September 2015

10.5 Appendix 5: Progress Report, October – December 2015

11.0 Background Papers


11.1 Have you used other documents to compile your report? (All documents must be kept available by the author for public inspection for four years from the date of meeting at which the report is considered)

Yes (please list the documents below) No

Author(s)

NAME	DESIGNATION	TEL NO / EXTENSION
Carolyne McDaid	Service Manager, School Improvement	01786 233188
Kevin Kelman	Senior Manager, School Improvement	01786 233224

Approved by

NAME	DESIGNATION	SIGNATURE
David Leng	Head of Education	
Garry Dallas	Executive Director	