



**Clackmannanshire
Council**

www.clacksweb.org.uk

Kilncraigs, Alloa, Scotland, FK10 2AD (Tel.01259-450000)

Resources and Audit Sub Committee

**Wednesday 17 February
2016 at 10.00 am**

**Venue: Council Chamber, Patons Building, Kilncraigs, Alloa,
FK10 1EB**

Date	Time
------	------

RESOURCES AND AUDIT SUB COMMITTEE

The Council's Scheme of delegation allows standing committees to establish sub committees subject to approval by Council (Scheme of Delegation para 4.5).

At its meeting on 14 March 2013, the Clackmannanshire Council approved the establishment of a sub committee of the Resources and Audit Committee with the following remit:

- The scrutiny of community planning and its effectiveness.
- Monitoring the performance of the Scottish Police Force and Scottish Fire Service against agreed outcomes, standards and targets as they relate to Clackmannanshire.
- The scrutiny of public sector reform

The Resources and Audit Sub Committee has no executive authority.

9 February 2016

A MEETING of the RESOURCES AND AUDIT SUB COMMITTEE will be held within the Council Chamber, Patons Building, Kilncraigs, Alloa, FK10 1EB, on WEDNESDAY 17 FEBRUARY 2016 at 10.00 am.

**NIKKI BRIDLE
Depute Chief Executive**

B U S I N E S S

	Page No.
1. Apologies	--
2. Declarations of Interest Elected Members are reminded of their obligation to declare any financial or non-financial interest which they may have in any item on this agenda in accordance with the Councillors' Code of Conduct. A Declaration of Interest form should be completed and passed to the Committee Officer	--
3. Minutes of Meeting of the Resources and Audit Sub Committee held on 9 December 2015 (Copy herewith)	05
4. Police Performance Report for Clackmannanshire from April 2015 to December 2015 report by the Local Police Commander (Copy herewith)	09
5. Fire Performance Report - Quarter 3, 2015/16 report by the Local Senior Officer Clackmannanshire and Stirling (Copy herewith)	35
6. Resources and Audit Sub Committee Forward Plan - report by the Head of Strategy and Customer Services (Copy herewith)	45

RESOURCES AND AUDIT SUB-COMMITTEE – MEMBERS

Councillors

Wards

Councillor	Archie Drummond (Convenor)	2	Clackmannanshire North	INDP
Councillor	Les Sharp	1	Clackmannanshire West	SNP
Councillor	Craig Holden	4	Clackmannanshire South	SNP
Councillor	Bobby McGill	2	Clackmannanshire North	LAB
Councillor	Jim Stalker	1	Clackmannanshire West	LAB



MINUTES OF MEETING of the RESOURCES AND AUDIT SUB COMMITTEE held within the Council Chamber, Patons Building, Kilncraigs, Alloa, FK10 1EB, on WEDNESDAY 9 DECEMBER 2015 at 10.00 am.

PRESENT

Councillor Archie Drummond, Convenor (In the Chair)
Councillor Jim Stalker
Councillor Graham Watt (S)

IN ATTENDANCE

Stuart Crickmar, Head of Strategy and Customer Services
Cherie-Anne Jarvie, Strategy & Performance Service Manager
Chief Superintendent John Hawkins, Divisional Commander, Police Scotland
Chief Inspector Drew Sinclair, Police Scotland
PC Amy McGregor, Police Scotland
LSO Ross Haggart, Stirling and Clackmannanshire, Scottish Fire and Rescue Service
Andrew G Wyse, Legal Services Team Leader (Clerk to the Committee)
Kathy O'Neill, NHSFV/CHP General Manager (Item 7)
Joanne O'Suilleabhain, Principal Public Health Officer, NHS (Item 7)
Detective Superintendent David Gordon, Police Scotland (Item 5)
Detective Chief Inspector Wilson Gill, Police Scotland (Item 5)
Gordon McNeil, Head of Development and Environment (Item 9)
Ahsan Khan, Head of Housing and Community Safety (item 8)

* * * * *

The Convenor welcomed DS David Gordon and DCI Wilson Gill to Sub Committee today.

* * * * *

R&ASC.68 APOLOGIES

Apologies were received from Councillor Bobby McGill. Councillor Graham Watt attended today as substitute for Councillor McGill.

R&ASC.69 DECLARATIONS OF INTEREST

None.

R&ASC.70 MINUTES OF MEETING: RESOURCES AND AUDIT SUB COMMITTEE 7 OCTOBER 2015

The minutes of the meeting of the Resources and Audit Sub Committee held on 7 October 2015 were submitted for approval.

The minutes of the meeting of the Resources and Audit Sub Committee held on 7 October 2015 were agreed as a correct record and signed by the Convenor.

R&ASC.71 POLICE SPECIALIST SERVICES PRESENTATION

The Convenor advised Sub Committee that item 5 would be before item 4.

Detective Superintendent David Gordon and Detective Chief Inspector Wilson Gill from Police Scotland gave a presentation on the Criminal Investigation Department - Forth Valley Division and answered questions from the Sub-Committee. Apologies were given for their colleague Detective Chief Inspector Laura McLuckie who was unable to attend the Sub Committee today

R&ASC.72 POLICE PERFORMANCE REPORT FOR CLACKMANNANSHIRE APRIL 2015 TO SEPTEMBER 2015

Chief Superintendent John Hawkins advised that Phil Gormley has been appointed as the new Head of Police Scotland and will take up appointment in January 2016.

Chief Superintendent John Hawkins, Divisional Commander, Police Scotland presented his report on Police Performance for Clackmannanshire (1 April 2015 to 30 September 2015) and answered questions from the Sub-Committee.

Motion

That the Sub Committee agrees the recommendation set out in the report.

Moved by Councillor Archie Drummond. Seconded by Councillor Jim Stalker.

Decision

Having commented on and challenged the report as appropriate, the Sub Committee agreed to note the information set out in the Police Performance Report for Clackmannanshire April 2015 to September 2015.

R&ASC.73 FIRE PERFORMANCE REPORT - QUARTER TWO 2015/16

A report, submitted by the Local Senior Officer Clackmannanshire and Stirling, provided the Sub Committee with the 2015/16 quarter two performance of the Scottish Fire and Rescue Service (SFRS) in Clackmannanshire. The report is based on performance against objectives and targets set out in the Local Fire and Rescue Plan for Clackmannanshire 2014/17.

Motion

That the Sub Committee agrees the recommendation set out in the report.

Moved by Councillor Archie Drummond. Seconded by Councillor Graham Watt.

Decision

Having commented on and challenged the report, the Sub Committee agreed to note the information set out in the Fire Performance Report Quarter Two 2015/16.

R&ASC.74 QUARTER 2 2015 PERFORMANCE REPORT, NHSFV

A report, submitted by the General Manager, NHSFV/CHP, presented to the Sub Committee details on progress in aligning NHSFV performance monitoring with Clackmannanshire's Single Outcome Agreement (SOA) indicators. A short film regarding social influence on pupils at three local Secondary Schools was also shown.

Motion

That the Sub Committee agrees the recommendation set out in the report.

Moved by Councillor Archie Drummond. Seconded by Councillor Jim Stalker.

Decision

Having commented on and challenged the report, the Sub Committee agreed to note the information set out in the Children and Young Peoples Strategic Partnership Group report.

R&ASC.75 2015/16 HALF-YEAR PERFORMANCE REPORT, COMMUNITY WELLBEING PARTNERSHIP TEAM

A report, submitted by the Head of Housing and Community Safety, presented to Sub Committee information relating to Quarter 2 (half-year) performance for the Community Wellbeing Partnership Team.

Motion

That the Sub Committee agrees the recommendation set out in the report.

Moved by Councillor Archie Drummond. Seconded by Councillor Graham Watt.

Decision

Having commented on and challenged the report, the Sub Committee agreed to note the information set out in 2015/16 Half-year Performance Report Community Wellbeing Partnership Team.

R&ASC.76 QUARTER 2, 2015/16 (HALF-YEAR) PERFORMANCE REPORT, BUSINESS JOBS AND SKILLS PARTNERSHIP TEAM

A report, submitted by the Head of Development and Environment, presented to the Sub Committee information relating to Quarter 2, 2015/16 performance for the Business, Jobs and Skills Partnership Team.

Motion

That the Sub Committee agrees on the recommendation set out in the report.

Moved by Councillor Archie Drummond. Seconded by Councillor Graham Watt.

Decision

Having commented on and challenged the report, the Sub Committee agreed to note the information set out in the Business, Jobs and Skills Partnership Team report for Quarter 2 (Half-year), 2015/16.

R&ASC.77 SCOTTISH POLICE AUTHORITY REVIEW OF POLICE GOVERNANCE

The Convenor introduced a report submitted by him on a letter dated 17 November 2015 appended to the report, in which the Chair of the Scottish Police Authority had invited him to submit broader issues, views or evidence for consideration as part of the Review of Police Governance. The letter identified four key strands which the review will consider. The report invited members to comment on the draft response included as Appendix 2 to the report.

Decision

Having commented on the letter and draft response, the Sub-Committee agreed that the Convenor issue a final response to the Chair of the Scottish Police Authority in terms of the submitted draft.

Ends 12:28

Report to Resources and Audit Sub-Committee

Date of Meeting: 17 February 2016

Subject: Police Performance Report for Clackmannanshire April 2015 to December 2015

Report by: Local Police Commander

1.0 Purpose

- 1.1. The purpose of this report is to provide the committee with information on the performance of Police Scotland in the Clackmannanshire local authority area for the period April 2015 to December 2015.
- 1.2. The format of the report follows the same as the previous quarters and aligned with the headings of the Clackmannanshire Local Policing Plan 2014-17 priorities (i.e. **Protecting People and Places, Dealing with Antisocial Behaviour, Violent Crime, Disrupting Organised Crime, Crimes of Dishonesty and Making Roads Safer**).
- 1.3. The Clackmannanshire Policing Performance Scrutiny Report table (Appendix 1) contains the current information on performance against selected performance indicators. This report provides complementary information to that in the table to present a summary of performance of policing in Clackmannan Council area and also identifies emerging trends, threats and issues.
- 1.4. Appendix 1 contains the performance data and is in the format of a Covalent report which is now the reporting tool. A key to the icons precedes the table.

2.0 Recommendations

- 2.1. It is recommended that the Committee notes, challenges and comments on the performance report as appropriate.

3.0 Considerations

- 3.1. In summary the number of crimes recorded in Groups 1 – 4 compared to the same period the previous year has followed the long term trend and fallen by 5.6% (-77 crimes) with 1,303 crimes reported compared with 1,380. This drop is accompanied by a significant reduction over the long term with a fall of 18.9% (-302 crimes) compared to the 5 year average of 1,605.

- 3.2. The detection rate for Group 1 - 4 crimes (46%) is up on last year (42.1%) and is above the 5 year average (44.9%).
- 3.3. Individually there have been long term reductions in Groups 3 (Crimes of Dishonesty) & 4 (Fireraising, Malicious mischief, Vandalism etc.), whilst Groups 1 (Crimes of Violence) and 4 (Fireraising, Malicious mischief, Vandalism etc.) have both seen increases over the shorter term.
- 3.4. The performance indicators currently used in the table reflect the aspirations of Forth Valley Division to achieve continuous improvement in service delivery to the communities in this area. They contain information which is relevant to national priorities and also reflects the objectives in the Clackmannanshire Local Policing Plan.
- 3.5. The table provides detail of how significant the variations in performance were compared with the same period the previous year. The Covalent report has been developed to allow longer term comparison to be made where data is available. Data which has not previously been routinely collected but is now gathered will eventually allow for longer term comparison in the future. The notes shown in the final column provide some contextual comment about the results.
- 3.6. One of the performance indicators under the priority of Protecting the Public is to reduce the levels of crimes of indecency (Group 2 Crimes). These have reduced from 93 during the reporting period last year to 79 this year. Crimes are recorded according to the date they are reported regardless of when they occurred and over 30% of crimes (24) recorded in the year to date were historical in nature having been committed more than one year prior to be reported. The detection rate for Group 2 Crimes is currently 125.3% however this is due to an additional 30 crimes detected in the first quarter that had been reported in 2014/15. Of the 55 crimes committed during the current reporting period 41 were detected giving a 'current' detection rate of 74.5%.
- 3.7. The number of domestic abuse incidents (504) shows a reduction (-32) from this period last year (536). This issue has been given particular emphasis within Forth Valley Division and measures including intervention, enforcement and target profiling have been applied successfully. On 1st October 2015 the Disclosure Scheme for Domestic Abuse Scotland was rolled out nationally following the positive evaluation of a pilot run in 2014. This scheme has two main triggers for disclosure – the Right to Ask and the Power to Tell. The Right to Ask is open to anyone who has concerns about a new partner's abusive past or has concerns about another person's new partner. An example of this would be a parent concerned about their child's new partner. The Power to Tell is when we receive information or intelligence about the safety of a person who may be at risk. This crime type will continue to be prioritised on a daily basis.
- 3.8. Another objective under the Public Protection priority is to respond to hate crimes and offences. There have been 59 such incidents in the year to date with 38 (64.4%) of them being in respect of race. The rate for detecting these crimes has risen significantly over the last two quarters and currently stands at 75.4%. Ongoing work in detecting offenders is complemented by the provision of assistance, advice and guidance to victims.

- 3.9. The long-term downward trend in crimes and offences involving Anti-Social Behaviour, disorder and vandalism has continued over the reporting period. In the shorter term, figures for disorder to Quarter 3 of 2,677 also show a reduction of approx. 15.7% (-497) against the previous year (3,174).
- 3.10. In respect of violent crime, there has been an increase of 4 additional crimes in Group 1 Crime compared with the figure for the same period last year (61 to 65). Serious assaults are also up by 3 crimes year to date, from 25 to 28. There are no trends in respect of victims, offenders or locations. In the majority of assaults no weapon was used, but where one was, this was found to be in incidents in houses where a household item was used as a weapon. Compared with the same period last year, the number of robberies has fallen from 18 to 14. Most robberies consist of taking property from individuals, normally mobile phones or small amounts of money. Detection rates in all categories remain at high levels with all crimes reported during the first three quarters of 2015/16 having been detected and several from the previous period also detected.
- 3.11. As a result of focussed activity in Quarter 3 there has been a significant increase of 15 from the same period last year in the number of persons charged with the supply, production or cultivation of illegal substances (38 to 53). Community teams are heavily involved in much of the local activity against drug dealers, acting on information received from the communities.
- 3.12. Crimes of dishonesty (639) show a significant year to date drop, down 15.8% (-120 crimes) against the previous year (759). This can be attributed to falls in the numbers of shoplifting (207 to 138), and fraud (44 to 26). The detection rate for acquisitive crime stands at 44%.
- 3.13. Road Policing and Road Crime are being addressed by Community Officers along with staff from the local Forth Valley Divisional Road Policing Unit. Their efforts are supplemented by the national Trunks Road Policing Group which covers activity on key main routes. The number of injury road collisions has remained constant (53) compared with the same period the previous year. The number of people killed or seriously injured is up by 1 from 6 to 7, with no child casualties reported so far. There have been no fatalities during the reporting period. Focused efforts are continuing to address the potential causes of collision, such as speeding and use of mobile phones while driving. There has been an increase in the compliance rate leading to a drop in the number of detections for mobile phone offences however detections for speeding offences have increased significantly from 135 to 386.
- 3.14. Community Confidence and Engagement remains at the heart of local policing, and the number of complaints about the police and the nature of such complaints can be a measure of how well this is being achieved. The number of complaints under investigation up to the end of December 2015 is 26. These complaints contained a total of 38 allegations 33 of which related to on-duty incidents and 5 are related to Quality of Service Allegations. This equates to 21.9 complaints per 10,000 incidents. No significant trends in respect of individuals or particular locations are currently discernible. The number of complaints received does not follow a regular pattern month to month. The Emergency Call Response time data is not currently available due to the ongoing PIRC and HMIC investigations into Call Handling in

Police Scotland. Performance data for this area will be reported once available.

- 3.15. During Quarter 3 a total of 23 Community meetings were held, all of which were attended personally by an officer and the relevant reports submitted and CC Chairs updated.
- 3.16. The service user survey previously employed to measure satisfaction levels has been replaced by a new standard national survey. Initial high level results show an overall satisfaction figure of 74.1% for policing in Forth Valley Division, and a public confidence rating of 76.5%. Most of the indicators of satisfaction shown in the attached table are in excess of 80%.
- 3.17. Some of the risks and threats which continue to present in Clackmannanshire are:
- Metal theft,
 - Skimming devices in Automated Teller Machines,
 - Bogus collection/theft of “charity” clothing,
 - Child neglect (including the level of care and hygiene in the home),
 - Local impact of serious organised crime groups,
 - Changes/trends in drugs supply including so called ‘legal highs’.

By their nature, these remain longer-term threats and Forth Valley Division continues to focus on intervention and enforcement to address them.

- 3.18. There were no significant new operational issues emerging during the previous reporting period.
- 3.19. There were no significant new operational issues emerging during the current reporting period.


4.0 Appendices

4.1 Appendix 1 Clackmannanshire Policing Performance Qtr 3 2015 16

Author(s)

NAME	DESIGNATION	TEL NO / EXTENSION
Amy McGregor	Performance Support, Forth Valley Division	01324 678855












Approved by

NAME	DESIGNATION	SIGNATURE
John Hawkins	Chief Superintendent Forth Valley Division	

Clackmannanshire Local Policing Plan 2014-17

Quarter 3 Report 2015-16

Guide to symbols used in this report

ACTIONS		PIs			
Expected Outcome		Status (Performance against target)		Short Trend (Compared with same quarter last year)	
	Meet target/complete within target dates		Performance is worse than target and outwith tolerance		Performance has improved
	Will complete, but outwith target		Performance is worse than target but within tolerance		Performance has remained the same
	Fail to complete or cancelled		Performance is meeting or exceeding target		Performance has declined
			No target set		No comparison available - May be new indicator or data not yet available

Crime Groups	
Group 1	Crimes of violence (including robbery)
Group 2	Crimes of indecency
Group 3	Crimes of dishonesty
Group 4	Fire raising, malicious mischief, vandalism etc.

NB Quarterly PI values are year to date.

Caveat: The figures in this report are not official statistics. This report provides data for the period 1st April 2015 to 31st December 2015. Data for this period is provisional and should be treated as management information.

1 Protecting People and Places







Covalent Ref.	PI Description	Q3 2014/15	Q3 2015/16		Q3 2015/16	Q3 2015/16	
		Value	Target	Value	Short Trend	5 Yr Ave	Note
SAP POL 13a	Number of Stop and searches conducted	776		119	↑		<p>Context: There has been a particular focus on the ethical application of stop and search activities to help reduce the incidence and potential severity of the outcome of violent crime and address the misuse of drugs and alcohol. These activities are not random but are intelligence led and targeted.</p> <p>Update: An enhanced version of the National Stop and Search Database commenced on 1st June 2015. The enhanced database brought significant changes in the process of data capture and the methodology for recording data items. No previous year to date figures are provided as it has been previously acknowledged this data is not 100% accurate, therefore comparisons will provide misleading results or invalid conclusions. Management Information and data in respect of stop and search can be found on the Police Scotland website via http://www.scotland.police.uk/about-us/police-scotland/stop-and-search-data-publication</p> <p>NB: The figure provided is for the period June to November only. Of the 119 searches carried out, 97 were statutory and 22 were consensual.</p>
SAP POL 13b	Number of positive stop and searches conducted			32	?		<p>Context: There has been a particular focus on the ethical application of stop and search activities to help reduce the incidence and potential severity of the outcome of violent crime and address the misuse of drugs and alcohol. These activities are not random but are intelligence led and targeted.</p> <p>Update: An enhanced version of the National Stop and Search Database commenced on 1st June 2015. The enhanced database brought significant changes in the process of data capture and the methodology for recording data items. No previous year to date figures are provided as it has been previously acknowledged this data is not 100% accurate, therefore comparisons will provide misleading results or invalid conclusions. Management Information and data in respect of stop and search can be found on the Police Scotland website via http://www.scotland.police.uk/about-us/police-scotland/stop-and-search-data-publication</p> <p>NB: The figure provided is for the period June to November only and equates to a positive conversion rate of 26.8%.</p>









Covalent Ref.	PI Description	Q3 2014/15	Q3 2015/16			Q3 2015/16	Q3 2015/16
		Value	Target	Value	Short Trend	5 Yr Ave	Note
SAP POL 19a	Number of domestic abuse incidents	536		504	↑		Context: All domestic abuse incidents are subjected to a high level of scrutiny to ensure a victim oriented approach. Update: Targeting of repeat offenders and strong levels of support for victims have contributed to the long term reductions, along with coordinated and cohesive work by all agencies involved. The number of these incidents continues to fall from last year, down by 6%.
SAP POL 19b	Detection rate for domestic abuse crimes/offences	76.1%		89.9%	↑		Context: All domestic abuse incidents are scrutinised at daily management meetings and apprehension of offenders is a priority task. Offenders are likely to be kept in custody and to appear at court on the next lawful day. This type of robust and timely action makes clear to perpetrators what the consequences of their action will be, and may have contributed to the reduction in incidents. Although the perpetrator is always identified in these incidents, there are often no persons present other than the victim and supporting evidence must often be gathered from disparate sources including medical and forensic. Providing corroboration for the victim's evidence by these means is essential but can be challenging. Update: The year to date figure for Q3 is a total of 367 crimes recorded from 504 reported incidents of domestic abuse. The detection rate is up by 13.8% on the previous year and is indicative of the growing confidence of victims and the work being undertaken by the Domestic Abuse Unit as many case of historic abuse are uncovered and investigated. The detection rate for domestic abuse crimes/offences has risen significantly when compared against the previous year although it should be noted that this figure may be inflated due to several historic crimes from the previous reporting period being detected in Qtr 1 of 2015/16.
SAP POL 19c	Percentage of domestic abuse bail checks carried out in 24 hours	98.4%	95%	100%	↑		Context: These checks can provide reassurance to the victim and the opportunity to explain the terms and impact of the bail conditions thus hopefully deterring any future re-offending. Update: The target for these checks has been consistently met and exceeded throughout Qtrs 1- 3 2015/16.





Covalent Ref.	PI Description	Q3 2014/15	Q3 2015/16			Q3 2015/16	Q3 2015/16
		Value	Target	Value	Short Trend	5 Yr Ave	Note
SAP POL 20a	Number of crimes of indecency (Group 2)	93		79	↑	63.4	<p>Context: The detailed work undertaken by the Public Protection Unit including the Domestic Abuse Unit can uncover sexual crimes of a historic nature and in these cases the victim and offender are obviously known to each other. There has been a rise nationally in the number of these types of investigation with victims better informed and supported leading to an increase in confidence to report sexual abuse.</p> <p>Update: Whilst the number of Crimes of Indecency has fallen year to date this is as a consequence of one offender last year who was charged with multiple crimes leading to a rise in last year's figure. A total of 24 (30.4%) of the 79 cases reported this year are historic, having been committed at least more than one year prior to that date of reporting. The long term trend of more victims reporting historic abuse is expected to continue and the year to date figure is still higher than the 5 year average.</p>
SAP POL 20b	Detection rate for crimes of indecency	75.3%		125.3%	↑	74.1%	<p>Context: Crimes are figures calculated by the date a crime is reported and not the date they are committed. For example crimes committed prior to April 2015 but reported at any point in the reporting period will show as a crime for 2015/16.</p> <p>Detections are recorded on the date a perpetrator is charged, regardless of when the crime was committed. This can mean that in any given month more detections are recorded than the number of crimes that are reported in a particular category and detection rates can exceed 100%. Detection rates can move markedly up or down within comparator periods because of the nature of investigations into such crimes and the need to often await forensic results.</p> <p>Update: As previously indicated with the inflated figures in respect of reported crime the overall detection rate is affected by the historic cases. Out of the 99 cases that were detected in the reporting period only 55 were committed during that period. Of these 41 were detected which provides a detection rate of 74.5% for "current" crimes. The remaining 44 crimes that were detected relate to historic cases. Whilst these were not categorised as detected at the end of 2014/15, as of April 2015 enquiries into these matters reached a conclusion and these crimes have now been moved to detected status and the over all year to date figure will therefore show an inflated positive figure for the period 2015/16.</p>

Covalent Ref.	PI Description	Q3 2014/15	Q3 2015/16			Q3 2015/16	Q3 2015/16
		Value	Target	Value	Short Trend	5 Yr Ave	Note
SAP POL 21a	Percentage of rapes to which SOLO officers deployed within 24 hours	100%	100%	100%	▬		Context: A Sexual Offences Liaison Officer (SOLO) is specially trained to provide support to victims of rape and early deployment has proven to be of great benefit to victims. This contact was achieved within 24 hours for all rapes during the reporting period. Update: The target has been achieved and maintained throughout the reporting period.
SAP POL 22a	Detection rate for hate crimes and offences	82.4%		75.4%	↓		Context: These crimes are given priority at daily management meetings and resources are allocated to progress enquiries quickly and robustly. This approach is reflected in the normally high solvency rates. Update: There have been a total of 59 Hate Incidents during the reporting period, 38 of which were Race related. The victim ethnicities included Scottish, English, Pakistani, Irish, Polish, Omani, Chinese, Kenyan, Belizean and Romanian. 15 of these crimes were directed at Police Officers, 4 of which were race related. The detection rate has risen consistently since the beginning of the year, up from 35% in Q1 to 63.6% in Q2 and now at 75.4%. Where crimes remain undetected, despite rigorous enquiry by Police, there has been an insufficiency of evidence to allow a report to be submitted to the PF.
SAP POL 23a	Number of Inspection reviews under MAPPA arrangements completed	7		11	↑		Intrusive inspections of Registered Sex Offenders are conducted to a corporate model to examine various processes linked to the management of and record keeping of individuals. Any issues can then be flagged and managed accordingly.
SAP POL 24a	Number of offenders on sex register who re-offend in respect of sexual crimes (Forth Valley Division figures)	4		3	↑		Out of a total of 57 offenders, 16 have re-offended, with 3 offence fitting the criteria of having a sexual element.


Covalent Ref.	Action	Due Date	Progress Bar	Expected Outcome Icon	Latest Note
SAP POL 001	Target patrols to areas identified with high ASB/Disorder and Violence	31-Mar-2016	<div style="width: 75%; background-color: #4F81BD; height: 15px; display: inline-block;"></div> 75%	✓	Analytical products produced weekly identify areas with high incidence of these issues, which allows managers to direct resources accordingly. There is a general long-term downward trend in such incidents. These products are used in regular Multi Agency Tasking and Coordinating Meetings (MATAC)


Covalent Ref.	Action	Due Date	Progress Bar	Expected Outcome Icon	Latest Note
SAP POL 014	Target repeat domestic abuse offenders	31-Mar-2016	 75%		A marker is attached to locations of domestic abuse incidents which identifies them as repeat incidents if police are called back there. This allows them to take this fact into consideration when dealing with a suspect. Occasions of repeat offending may also influence any bail conditions set. A Standard Operating Procedure (SOP) is available to staff to guide investigations and actions, and officers may often revisit victims to ensure that offenders are adhering to bail conditions and take appropriate action on any breach. All perpetrators receive a warning letter prior to appearance at court explaining potential future police actions and the implications of bail conditions. Repeat offenders and those breaching bail conditions will invariably be kept in custody for the earliest court appearance possible. RFG Methodology has been developed for scoring and targeting perpetrators in terms of how current their offending is (recency), how many offences they are known to have perpetrated (frequency), and how serious their offending is (gravity).
SAP POL 017	Work with partners to address domestic abuse in Clackmannanshire and seek ways to support victims and tackle offenders	31-Mar-2016	 75%		In preventing Domestic Abuse, sporadic and discretionary visits to the perpetrator's home are beneficial in demonstrating to the perpetrator that the police and other agencies are aware of their offending behaviour. All partner agencies can undertake communication with the victim, in order to provide appropriate information and referral to support organisations, both statutory and voluntary. There is also an opportunity to sign-post either party (as required) to relevant support agencies, thereby adding education and encouragement to enforcement as a means of tackling offender behaviour. The willingness of partner agencies to provide information to the police about domestic incidents is important in supporting victims and preventing re-occurrences. There are also various types of remote alarm which can be provided to victims in appropriate circumstances. A form for reporting Domestic Abuse is readily available on the home page of the Police Scotland website. This allows reports to be made by victims of or witnesses to such incidents or someone reporting on behalf of a victim (third party reporting).
SAP POL 018	Ensure that tackling domestic abuse is at the heart of the community policing approach	31-Mar-2016	 75%		Whilst the Domestic Abuse Investigation Unit concentrates on serious and serial incidents, most instances of domestic abuse are tackled by local officers who resolve immediate situations, ensure the wellbeing of victims and compile substantial reports to ensure that the most appropriate support is available through police and partners. This response is delivered consistently by the application of the Domestic Abuse Standard Operating Procedure (SOP). This focus on domestic abuse has seen long-term reductions in the number of incidents and high detection rates. Domestic Violence is a daily key priority with prevention, intervention and enforcement tactics deployed around the victim and offender as appropriate.





Covalent Ref.	Action	Due Date	Progress Bar	Expected Outcome Icon	Latest Note
SAP POL 024	Prioritise investigation of crimes against the most vulnerable persons in communities	31-Mar-2016			Each crime reported is subject to scrutiny by local police managers and by the Crime Management Unit. This allows for the early identification of victims such as children and adults who may be vulnerable because of factors such as age or incapacity. Vulnerable Person Reports (VPR) are submitted routinely which detail the concerns re vulnerability. Specialist officers in the Public Protection Unit can be used to deal with particularly serious instances.
SAP POL 026	Work with partners to ensure the safety of children and implement GIRFEC	31-Mar-2016			Sex Offender Disclosure Scheme "Keeping Children Safe" allows public to raise child protection concerns which police and partners will act upon. It allows consideration of whether information held by agencies indicates that an individual might pose a threat of serious harm to a child and if that information needs to be released to a parent or carer of the child. In addition, the initial notification of concern may lead to other more immediate actions under the Child Protection SOP depending upon the circumstances. Partnership working takes place strategically through the work of the Child Protection Committee and operationally via Child Protection Case Conferences and Child Protection Plans. The focus of child protection is the Public Protection Unit at Larbert, which includes Multi-Agency Assessment and Screening Hub (MAASH), Family Unit, Young Runaways Project, Early and Effective Intervention (EEI) team and the Offender Management Unit, as well as the co-location and joint working with partners such as Social Work, Health and Education. All of this activity is directed towards supporting the GIRFEC approach.
SAP POL 027	Work with partners to develop and implement a prevention-focused approach to reducing numbers of vulnerable victims and preventing offending both by and against such vulnerable persons	31-Mar-2016			All of the activity above is focused upon early identification of children who may become victims of crime or who are in circumstances which might lead to them offending. This prevention focused approach reduces potential harm to children through submission of Vulnerable Persons Reports and timely consequent action; whilst Early and Effective Intervention has achieved considerable success in reducing the number of children referred to the Fiscal or reported by considering alternative disposals best suited to the child's circumstances. Adult Protection measures are also in place to achieve similar outcomes and the Offender Management Unit exists to assess and manage the risk posed by sex or violent offenders.
SAP POL 028	Work with partners through MAPPA to protect communities from serious harm that some offenders may still present after conviction	31-Mar-2016			The Multi Agency Public Protection Arrangements and associated procedures apply categories and classifications of risk to offenders and produce appropriate offender management plans based upon them. This ensures that those presenting the highest risk of harm receive the most focused attention and engagement from police and partners. Across Clackmannanshire there are currently 57 registered sex offenders, 16 of whom have reoffended, 3 of whom have committed sexual offences following conviction and placement on the register.

Covalent Ref.	Action	Due Date	Progress Bar	Expected Outcome Icon	Latest Note
SAP POL 029	Work with partners to identify and support victims of hate crimes and tackle offenders	31-Mar-2016			The Multi Agency Hate Response Strategy (MAHRS) exists to provide a strong multi-agency partnership that engages with the local community and is responsive to its diverse needs in respect of tackling hate incidents. Its aim is to monitor and tackle incidents motivated by hatred, prejudice or malice targeted towards an identifiable group. The Lay Advisors Group for the Forth Valley provides opinion and comment from various social groups on police actions, operations and initiatives with a view to assessing community impact. Police Scotland publishes a Hate Crime SOP which, among other things, is intended to prevent repeat incidents and reduce repeat victimisation. It also directs provision of advice on crime prevention/security/personal safety. The National Safer Communities Department of Police Scotland can also provide advice, assistance and support to divisional efforts.
SAP POL 030	Work with partners to support and protect from harm, our most vulnerable adults	31-Mar-2016			An Adult Protection Unit has been established within the Divisional Public Protection Unit. Its work focuses on the investigation of crimes against vulnerable adults but also extends to associated tasks undertaken with partners to provide support and protection. Actions and responsibilities of police and other agencies are detailed in an Adult Support and Protection SOP. Whilst this relates to adults "at risk of harm" the procedures also cover other identifiable vulnerabilities. A Vulnerable Persons Report will always be submitted where any element of vulnerability is identified. This allows Police and partner agencies to assess the response and support required. Police and partners are members of local Adult Protection Committees which produce and oversee inter-agency guidelines and procedures. Police will seek to help resolve immediate risks and signpost issues for other agencies to provide longer term support.

2 Dealing with Anti Social Behaviour

Covalent Ref.	PI Description	Q3 2014/15	Q3 2015/16			Q3 2015/16	Q3 2015/16
		Value	Target	Value	Short Trend	5 Yr Ave	Note
SAP POL 14a	Number of disorder complaints	3,174		2,677			<p>Context: As incidents of disorder often feature noise/neighbour disputes, work is being undertaken to identify locations where there are repeat occurrences to allow preventive /intervention strategies to be developed by partner agencies. High visibility patrols are directed in accordance with intelligence and information about incidents of recurring disorder involving particular locations or individuals. This includes local community information which identifies any recurring disorder hotspots.</p> <p>Update: There has been a continued reduction in incidents of disorder against last year which follows the long term trend over the past few years. The number of incidents of disorder reported for the first three Qtrs of 2015/16 has continued to fall, resulting in a reduction of 497 incidents (15.7%) when compared with the same period last year. The Local Community Planning Group MATAC meets on a fortnightly basis and has representation from a number of Local Authority / Housing Groups. The MATAC maintains an overview of ASB whether it be specific to a person or place. Through early identification of issues partners are able to deploy prevention / intervention or enforcement activities at their respective disposals with a view to early resolution of measures arising. The MATAC also enjoys the attendance of elected representatives who have an open invitation to attend / assist. A multitude of issues have thus far been addressed which has contributed to the ongoing reduction of these incidents.</p>

Covalent Ref.	Action	Due Date	Progress Bar	Expected Outcome Icon	Latest Note
SAP POL 003	Work in partnership to address ASB	31-Mar-2016	<div style="width: 75%; background-color: #4F81BD; height: 15px; border: 1px solid black;"></div> 75%		There are a number of established partnership arrangements including those addressing noise and neighbour nuisance. The Community Safety Partnership is a focus for joint working. One recent initiative to discourage ASB and promote social responsibility is the deployment of Schools Based Officers in certain secondary schools.

Covalent Ref.	Action	Due Date	Progress Bar	Expected Outcome Icon	Latest Note
SAP POL 004	Work in partnership with the licensed trade to deliver a safe environment in Clacks	31-Mar-2016			One of the Divisional Licensing Officers has direct and specific responsibility for all licensing matters in Clackmannanshire. The approach is very much one of encouragement to adhere to the licensing principles and objectives, with personal contact a notable feature of this area of work. The initiative named Forth Valley Focus on Alcohol (FVFOA) is a multi-agency initiative with several strands. All off-sales premises have been visited to promote the message of responsible selling, particularly in respect of young people; and letters have been sent to schoolchildren with the support of schools to highlight the impact of alcohol consumption on personal vulnerability and decision-making. All partners are engaging and focusing on alcohol as a health and wellbeing issue.
SAP POL 005	Take action against licensed premises/individuals who do not meet their statutory obligations	31-Mar-2016			Whilst encouragement and education is the preferred approach, all appropriate checks are undertaken routinely to ensure that those involved in the licensed trade are satisfying their obligations and responsibilities under the legislation. Digressions are reported to the appropriate regulatory authority when appropriate. At present there are no significant issues in respect of any premises, and early intervention by the Divisional Licensing Officer is undertaken to offer advice and guidance at an early stage if any issues appear to be arising at specific premises.


3 Violent Crime

Covalent Ref.	PI Description	Q3 2014/15	Q3 2015/16			Q3 2015/16	Q3 2015/16
		Value	Target	Value	Short Trend	5 Yr Ave	Note
SAP POL 10a	Number of serious assaults	25		28	↓	28.8	<p>Context: Serious assaults are prioritised for investigation and, in the main, locally the victim and perpetrator are known to each other. Whilst alcohol is a contributing factor in such incidents, few acts are perpetrated within or immediately outside licensed premises. Continuous analysis has not indicated any discernible pattern with no single location falling for specific interest with the exception of HMP Glenochil which is a repeat location. The weekend period is the peak period for serious assaults, often linked to the consumption of alcohol. Most offenders are male. Most assaults are carried out by kicks and punches rather than by use of a weapon.</p> <p>Update: The number of serious assaults (28) has risen year to date, up 3 from last year (25). Three of those reported during the review period occurred at Glenochil Prison.</p>
SAP POL 10b	Detection rate for serious assaults	88%		100%	↑	88.5%	<p>Context: Detections are recorded on the date a perpetrator is charged, regardless of when the crime was committed. This can mean that in any given month more detections are recorded than the number of crimes that are reported in a particular category and detection rates can exceed 100%.</p> <p>Update: The rate for serious assaults has remained consistently high, with the detection of all 28 crimes reported year to date.</p>



Covalent Ref.	PI Description	Q3 2014/15	Q3 2015/16			Q3 2015/16	Q3 2015/16
		Value	Target	Value	Short Trend	5 Yr Ave	Note
SAP POL 11a	Number of robberies	18		14	↑	9.8	<p>Context: This category also includes Assault with Intent to Rob. All Robberies have been robustly reviewed in terms of the guidance defined in the Scottish Crime Recording Standards. The strict adherence to the ethical recording of this crime type may have led to slightly more incidents falling into this category compared with preceding years as guidance has been updated in relation to counting victims of crime. By way of an example, one male in a domestic setting robs four victims of their mobile phones. This is counted as four crimes.</p> <p>Update: In the year to date period April - December there have been 14 robberies recorded, a reduction of 4 compared with the same period the previous year. Most of these robberies consist of taking property from individuals, normally mobile phones or small amounts of money. Typically these crimes have occurred between individuals who are known to lead a chaotic lifestyle and are often known to each other or in some way associated. These incidents rarely involve the use of weapons.</p>
SAP POL 11b	Detection rate for robberies	94.4%		107.1%	↑	88.4%	<p>Context: The CID have primary responsibility for the investigation of robberies which are scrutinised to discern any emerging trends in respect of location, victim and perpetrator.</p> <p>Update: The detection rate for robberies remains high with all 14 that occurred within the reported period, detected. The inflated detection rate is due to a previously undetected robbery from the previous period being detected.</p>





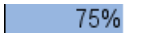





Covalent Ref.	PI Description	Q3 2014/15	Q3 2015/16			Q3 2015/16	Q3 2015/16
		Value	Target	Value	Short Trend	5 Yr Ave	Note
SAP POL 12a	Number of minor assaults	552		554	↓	510.6	<p>Context: A large number of these assaults occur in residential property or in gardens or nearby streets and involve people known to each other. Alcohol is often a contributory factor. Incidents also occur regularly within the night-time economy of town centres. Intelligence analysis is used to plot and thereby to try to predict the likely locations of assaults/disorder, and to deploy resources accordingly.</p> <p>Update: There has been a very slight year to date increase of 2 (0.4%%) in the number of minor assaults reported for this period. The type of assaults range from incidents arising from HMP Glenochil, Residential Homes where residents can have reduced capacity however SCRS still requires a crime to be recorded, and crimes emanating from domestic incidents. As previously mentioned there has been an increase in the number of crimes arising from domestic incidents and this type of reporting is viewed as a positive indication of victims showing increasing confidence and provides an opportunity to support victims. Assaults against Police and other emergency service workers have reduced over the reporting period up from 55 to 34. Rigorous recording and compliance with SCRS means this level of crimes is unlikely to change significantly. Where repeat offenders or locations are identified, robust processes have been employed to stringently manage them and minimise the risk of re-occurrence.</p>
SAP POL 12b	Detection rate for minor assaults	78.8%		78.5%	↓	79.3%	<p>Update: The current detection rate remains high and sees approx. 4 out of 5 minor assaults detected. Where these crimes remain undetected, generally the suspect is known however there is not a sufficiency of evidence to report to the Procurator Fiscal. SCRS requires crimes to be recorded in cases where the victims or witnesses are uncooperative, which in these cases poses an obvious challenge in terms of obtaining a sufficiency of evidence to charge a suspect.</p>

Covalent Ref.	Action	Due Date	Progress Bar	Expected Outcome Icon	Latest Note
SAP POL 002	Target perpetrators of violent crime and ensure appropriate enquiry	31-Mar-2016	<div style="border: 1px solid black; width: 100px; height: 15px; background-color: #4F81BD; display: flex; align-items: center; justify-content: center;">75%</div>	✓	Intelligence products are used to identify patterns in respect of perpetrators of violence and repeat locations. Preventive measures are considered and robust enquiry is carried out where offences have been committed. Long term rates for such crimes are decreasing, and detection rates remain high. The MATAC process is also applied in these cases.



Covalent Ref.	Action	Due Date	Progress Bar	Expected Outcome Icon	Latest Note
SAP POL 006	Work with partners to identify and tackle violence in homes in Clackmannanshire	31-Mar-2016	<div style="border: 1px solid black; width: 100px; height: 15px; background-color: #4F81BD; color: white; display: flex; align-items: center; justify-content: center;">75%</div>		A number of different agencies have reports of incidents in a house and information sharing protocols are used to make partners aware of them. This can build a picture of issues such as domestic incidents, anti-social behaviour, noisy parties and neighbour disputes which are often pre-cursors to violence. Vulnerable Person Reports (VPR) are submitted by officers where there are concerns about an individual's circumstances. This would include any perceived risk of that person being potentially subject to violence in the home. Victims who come forward are supported with robust referral systems in place. There is partnership work ongoing with organisations such as Women's Aid and Violence Against Women who work in conjunction with the Public Protection Forum with a view to enhancing a holistic supportive agenda. Robust enforcement of bail conditions against those who perpetrate such criminality supports the zero tolerance approach to Domestic Violence.


4 Disrupting Organised Crime


Covalent Ref.	PI Description	Q3 2014/15	Q3 2015/16		Q3 2015/16	Q3 2015/16	
		Value	Target	Value	Short Trend	5 Yr Ave	Note
SAP POL 16a	Number of Persons charged with Drug Dealing	38		53		46.8	Update: As a result of focussed activity under Operation Core the number of drug dealing cases has risen significantly from 38 to 53.
SAP POL 18c	Through the use of POCA (Proceeds of Crime Act) legislation deprive criminals of a minimum of £3,083,058 (Forth Valley Division figures)	£3,551k	£2,312k	£3,372k			Context: This measure quantifies the cash or value of assets or income seized by Police under the proceeds of Crime Act legislation in order to disrupt the criminal activities of members of organised crime groups. These figures calculated for the whole of the Forth Valley Division and are not broken down to Local Authority level. Update: The year to date totals are Cash Seizures £21,283 & Restraint Orders £3,351,155. Although the current total is lower than for the same period last year the year end target has been exceeded. Work in this area will still continue in order to ensure this issue continues to be addressed.

Covalent Ref.	Action	Due Date	Progress Bar	Expected Outcome Icon	Latest Note
SAP POL 007	Target and disrupt Serious Organised Crime Groups (SOCG) and, in particular, their access to legitimate business contracts	31-Mar-2016			There is a comprehensive approach taken to the identification of Serious Organised Crime Groups (SOCG) which involves both local and national resources. Once membership and activities are ascertained, specific plans are developed to disrupt the SOCG. These regularly involve local community teams taking action against the SOCG and its members, often in conjunction with partner agencies.
SAP POL 008	Work with partners to disrupt SOCGs and, in particular, their access to legitimate business contracts	31-Mar-2016			Part of the approach to SOCGs is to share information with and involve partner agencies which can bring their own sanctions to bear against SOCG activities. This has proven to be effective through operations targeting issues such as payment of tax and National Insurance, licensing of assets and benefits claims. Local authorities have co-operated in this approach by ensuring that any contracts which they award are not given to businesses with SOCG links. The joint working with the FACT operation re fake DVDs is an example of a different type of cooperation.
SAP POL 009	Tackle Drug Dealers operating in Clackmannanshire	31-Mar-2016			Many of the operations targeting dealers are undertaken by community officers acting on information received from communities. Support is also provided by resources from the national Specialist Crime Division.
SAP POL 010	Work alongside partners to reduce harm caused by drugs in local communities	31-Mar-2016			There is close working with the Clackmannanshire Alcohol and Drugs Partnership to ensure a multi-agency approach to reducing harm. The focus is on users of the service and the provision of network support to their families. The development of the workforce in partner agencies to recognise and understand dependency issues is another feature of the ADP approach.
SAP POL 013	Implement CONTEST strategy	31-Mar-2016			The Forth Valley Multi Agency CONTEST Group meets regularly with senior representation from Clackmannan Local Authority who are working towards delivery of the Governments National Strategic Implementation Plan. CONTEST and WRAP inputs continue to be delivered across the Clacks LA area.



5 Crimes of Dishonesty

Covalent Ref.	PI Description	Q3 2014/15	Q3 2015/16		Q3 2015/16	Q3 2015/16	
		Value	Target	Value	Short Trend	5 Yr Ave	Note
SAP POL 17a	Number of acquisitive crimes (Group 3)	759		639		840	Context: Group 3 crime is known as acquisitive crime and includes Housebreaking, Opening Lockfast Places (OLP), Motor Vehicle crime, Common Theft, Shoplifting and Fraud. Update: Overall acquisitive crime has gone down by a significant 15.8% year to date and remains at the lowest level seen for the last 5 years, 23.9% lower than the 5 year average. The overall reduction in acquisitive crime is attributed to Common theft, down by 11% from 245 to 218 and shoplifting, which has reduced by 33.3% from 207 to 138.
SAP POL 17b	Detection rate for acquisitive crimes	45.1%		44%		48.4%	Context: This measure relates to the overall detection rate for all acquisitive (Group 3) crime. The nature of investigations into this crime type often means that detections will occur over time as forensic and other enquires yield information which means this figure will be reasonable expected improve over time. Update: The overall detection rate for acquisitive crimes has fallen by 1.1 percentage point compared with same period last year and is 4.4 points lower than the 5 year average. The detection rate for Housebreaking related crime is 37.8% which considerably higher than for the same period last year when it was 16.8%.

Covalent Ref.	Action	Due Date	Progress Bar	Expected Outcome Icon	Latest Note
SAP POL 011	Target known offenders involved in acquisitive crime particularly housebreaking and metal theft	31-Mar-2016	<div style="border: 1px solid black; width: 100px; height: 15px; background-color: #4f81bd; display: flex; align-items: center; justify-content: center;">75%</div>		The activity strands of intelligence, prevention and enforcement are used to combat recidivist criminals. Often there is significant information available about known offenders, their methods and their associates, and forensic evidence can also be targeted on the basis of such knowledge. Housebreaking is generally lower than any of the past 10 years, and residential premises comprise a minority of locations (32.2%). Many of these residential premises are "bed-sit" type accommodation. On occasion, the same premises can also attract complaints about anti-social behaviour.









Covalent Ref.	Action	Due Date	Progress Bar	Expected Outcome Icon	Latest Note
SAP POL 012	Support victims of crime and provide updates on the progress of enquiries	31-Mar-2016	<div style="width: 75%; background-color: #4f81bd; height: 10px; border: 1px solid black;"></div> 75%		The police approach is victim-orientated and will include helping to identify other agencies which might be able to provide assistance specific to a person's requirements. Victims are keen to be updated on incidents, and instructions have been passed to officers to ensure that these are supplied within specific time scales. The crime reporting system is used to ensure that updates are passed. The level of public satisfaction with updates is monitored via the User Satisfaction Survey. The overall year to date figure is 55.4% however it should be noted that this figure includes updates in connection with incidents as well as crimes.

6 Making Roads Safer




Covalent Ref.	PI Description	Q3 2014/15	Q3 2015/16		Q3 2015/16	Q3 2015/16	
		Value	Target	Value	Short Trend	5 Yr Ave	Note
SAP POL 25a	Number of people killed or seriously injured in road collisions (KSI)	6		7			Context: This figure includes all people killed or seriously injured in road collisions and a further breakdown is provided in the update below. Update: There have been no fatalities reported within quarters 1-3 of 2015/16 and 7 serious injury collisions, one of which involved a child.
SAP POL 25b	Number of road collisions resulting in injury	53		53			Context: Analysis is routinely undertaken to identify high risk locations for collisions in order that prevention activity can be deployed to these areas. Update: Year to date there has been 6 fewer persons injured as a result of a Road Traffic Collision compared with the same period last year however there has been no change in the number of actual collisions.









Covalent Ref.	PI Description	Q3 2014/15	Q3 2015/16			Q3 2015/16	Q3 2015/16
		Value	Target	Value	Short Trend	5 Yr Ave	Note
SAP POL 25c	Number of People charged with mobile phone offences	67		37	↓	92.8	Context: The use of mobile phones while driving, and speeding in vehicles, are recognised as two potential contributory factors in road collisions. Regular speed checks and other initiatives provide the opportunity not only for enforcement of the legislation but also the education of drivers. Although driver engagement levels are still high a focus on driver education has led to a reduction in the number of charges for these offences compared to last year. Operational campaigns against speeding, mobile phones etc. are widely publicised and results reported on through various media.
SAP POL 25d	Number of people charged with speeding offences	135		386	↑	166.4	As above. Speeding often features as a local priority in Multi Member Ward Plans. Analysis of plans and results of traffic measurement surveys help to direct resources such as safety camera vehicles to particular locations. Hand held radar equipment is also used regularly by local officers and members of the Divisional Roads Policing Unit. There has been focussed activity in the Clackmannanshire area over the reporting period which has resulted in significantly higher figures compared with preceding years.
SAP POL 25e	Number of people charged with disqualified driving offences	3		1	↓	7.2	Despite the high engagement with drivers (see PI 25d), the number of persons detected under this category is low, at one. Details of known disqualified drivers, and particularly those known to re-offend, are available to officers. The focus which has been given to this offence may be discouraging potential offenders.

Covalent Ref.	Action	Due Date	Progress Bar	Expected Outcome Icon	Latest Note
SAP POL 019	Identify problem road locations using collision intelligence and community information	31-Mar-2016	<div style="border: 1px solid black; width: 100px; height: 15px; background-color: #4f81bd; display: flex; align-items: center; justify-content: center;">75%</div>	✓	A monthly tactical assessment is produced which identifies the location, frequency and severity of road collisions in Clackmannanshire with a view to determining trends which may need to be addressed. By adding road safety priorities from community consultation, a picture of road safety considerations is gained, and appropriate responses planned. This may include increased patrols or static radar checks, or discussion with partners about additional signage or engineering. Road safety concerns raised at community forums are also fed into the process for planning responses.

Covalent Ref.	Action	Due Date	Progress Bar	Expected Outcome Icon	Latest Note
SAP POL 020	Target road traffic offenders - particularly drink driving and driving whilst disqualified	31-Mar-2016			<p>Good information is the cornerstone of this activity. This may come from officers, communities or court/DVLA data. This information allows police to prioritise people who represent the greatest risk on our roads. Consequent tasking to local and traffic officers means police have the right people at the right place at the right time to detect offenders. Equipment in police vehicles has automatic access to relevant data which allows us to be more effective when patrolling or performing specific road checks.</p> <p>The year to date figure for drink/drug driving in 2015/16 is 38 which shows an increase of 6 on the 32 recorded during the same period last year and is in line with the 5 year average.</p> <p>Drivers involved in collisions at which police attend are breathalysed as a matter of course.</p> <p>The number of disqualified drivers detected in the year to date (1) is down on the previous year (3).</p>
SAP POL 021	Work with VOSA and other partner agencies to carry out high profile road policing operations across Clackmannanshire	31-Mar-2016			<p>There have been a number of static checks across Forth Valley which uncovered crimes and offences, and also revealed circumstances surrounding individuals and businesses which allowed partner agencies to apply their own sanctions.</p>
SAP POL 022	Work with partners to provide engineering solutions for safer roads networks	31-Mar-2016			<p>There are regular meetings with partners in local authority roads departments as part of the analysis process aimed at identifying problem locations. Discussion among partners allows proposals for addressing issues to be advanced. These will often involve "engineering" solutions in their widest sense, such as improved signage, variations in speed limits and creation of speed restriction features such as road humps.</p>
SAP POL 023	Work with partners to educate road users about road safety	31-Mar-2016			<p>Prior to the formation of Police Scotland, a variety of road safety structures existed to deliver a range of services in support of local Road Safety Partnerships. The 1988 Road Traffic Act puts a 'statutory duty' on the local authorities to deliver an appropriate road safety education service. Often this was undertaken in partnership with local forces. During the transitional period in which legacy force protocols transfer to Police Scotland, Divisional Road Policing Unit (DRPU) Inspectors will assume responsibility for liaison with local authorities and existing local Road Safety Partnerships. This will ensure that initiatives are supported and local concerns addressed. There will be no 'gaps in service' nationally and DRPU Inspectors will act as interim guardians of this service delivery.</p>

7 Achieve high levels of community confidence and satisfaction

Covalent Ref.	PI Description	Q3 2014/15	Q3 2015/16		Q3 2015/16	Q3 2015/16
		Value	Target	Value	Short Trend	5 Yr Ave
SAP POL 26	Emergency calls response rates					
SAP POL 27a	Satisfaction with service delivered by Police Scotland in Forth Valley	84.3%		74.1%		<p>The method previously used by Central Scotland Police to gather information on public satisfaction has recently been replaced by a national process. Community confidence and satisfaction remains at the core of the approach in Forth Valley Division. Staff are encouraged to focus on the needs of the individual at all stages of contact across all types of situation.</p> <p>Data is currently only available for Forth Valley Division as a whole. Below are levels of satisfaction with various stages of contact with police / police approach to calls:</p> <p>Treatment by staff on first contact – 89.6% Service received at first contact – 87.1% Treatment by officers attending incident – 87.6% Adequately informed re progress of incident – 55.4% Fair treatment by police in dealing with incident – 90.1% Treated with respect by police in dealing with incident – 94.9%</p>
SAP POL 27b	Number of complaints about Police per 10,000 incidents	23.4		21.9		<p>Context: In order to ensure consistency across all divisions in the reporting levels of complaints about the police a common reporting format has been developed. The data contained in this section of the report applies to Forth Valley Division as a whole and reflects the categories which are currently provided from the national performance system. A single complaint may contain a number of allegations. These may relate to the behaviour of individual members of staff either "On duty" or "Off duty", or to an issue in respect of the "Quality of service" delivered by the organisation. One complain therefore could contain a combination of the different types of allegations. The recording process for complaints changed in 2014 so no comparative data exists at this stage however will be reported once available.</p> <p>Update: The total number of complaints for this reporting period is 26. There were a total of 38 allegations contained within the 26 complaints, of which 33 were in relation to the actions of staff whilst on duty, 0 whilst off-duty and 5 were in respect of the quality of service delivered by the organisation.</p>

Covalent Ref.	Action	Due Date	Progress Bar	Expected Outcome Icon	Latest Note
SAP POL 034	Ensure policing teams attend local community forums to provide information and record feedback	31-Mar-2016			Police are represented at community forums and provide information on performance against local plans and priorities and seek community views on local issues and concerns. This process helps to inform local police planning. A reporting template is being developed in conjunction with community councils to ensure that such a report is always submitted to meetings as a minimum standard of service, where personal attendance is prevented.
SAP POL 035	Carry out regular public consultation to inform policing priorities and assess public satisfaction with service	31-Mar-2016			Community officers undertook a new style community survey which ran to the end of October 2013, The results were used in the formulation of the Local Policing Plan and MMW plans. Community councils, partner agencies and voluntary sector were also consulted for these plans. A further public survey was also hosted on an external website and advertised with the assistance of Clackmannanshire Council. Public satisfaction surveys are being undertaken and reported on currently at Forth Valley Division level, although it is planned to report this at local authority level in the future.
SAP POL 036	Report on complaints and complaints handling procedures to the local governance body in Clackmannanshire	31-Mar-2016			Currently, there is local reporting to the Resources and Audit Sub Committee on the number of complaints and associated allegations, both in respect of individuals' actions and of organisational service delivery. Assessment is ongoing nationally of the format of information which might be produced from the revised complaints IT system. The complaints handling procedure is explained in detail in the information pack issued to members.
SAP POL 037	Work with partners in preparedness for any major event or incident	31-Mar-2016			There are well-established structures and processes in place among local authorities, emergency services and businesses to implement plans for responses to major incidents and events. These plans are practised through exercises involving all partner agencies, and are subject to regular review and inclusion of lessons learned. This was the case in the recent exercise of the CONTEST anti-terrorism strategy and plans, part of which was hosted in Forth Valley. Response plans are also in place in respect of some major business organisations in Clackmannanshire such as Diageo.

Report to: Resources and Audit Sub-Committee

Date of Meeting: 17 February 2016

Subject: Fire Performance Report – Quarter Three 2015/16

Report by: Local Senior Officer Clackmannanshire and Stirling

1.0 Purpose

- 1.1. The purpose of this report is to provide committee with the 2015/16 quarter three performance of the Scottish Fire and Rescue Service (SFRS) in Clackmannanshire. The report is based on performance against objectives and targets set out in the Local Fire and Rescue Plan for Clackmannanshire 2014/17. Performance indicators are detailed in the summary report at appendix 1.

2.0 Recommendations

- 2.1. It is recommended that the Committee notes, challenges and comments on the performance report as appropriate.

3.0 Considerations

- 3.1. A number of significant trends are worth highlighting.
- 3.2. There have been no fire related fatalities or casualties in the reporting period; this is an decrease of three when compared to the same period during 2014/15.
- 3.3. The Operation Alamo and the SFRS Autumn Thematic Action Plan were successfully delivered during the reporting period.
- 3.4. Accidental dwelling fires have increased by seven when compared with the same period during 2014/15. The cause of these fires has predominantly been cooking related activities. This will continue to be a focus of our on-going prevention work.
- 3.5. Work is on-going to identify and support vulnerable people in Clackmannanshire, through the Home Fire Safety Visit Programme and fire safety referrals through the multi-agency Vulnerable Persons Reporting (VPR) system. The quantity and quality of referrals from


partners allow the service to target resources within Clackmannanshire, with the aim of reducing the number of accidental dwelling fires in the long term.

- 3.6. Deliberate fires have decreased by five when compared with the same period of 2014/15.
- 3.7. Non-domestic fires have increased by three when compared with the same period of 2014/15. The high risk potential of this type of fire prompts a thorough incident review and a post fire audit completed where required. This ensures that we work closely with local businesses to reduce fire risks in this sector. Four of these fires were classed as deliberate.
- 3.8. The number of fatalities and casualties from special services decrease by 1 when compared to the same period in 2014/15.
- 3.9. The number of false alarm calls has fallen sharply when compared to the previous year. It is noteworthy that false alarm calls continue to make up more than 50% of all calls received in Clackmannanshire and as such their reduction remains a focus for the SFRS.
- 3.10. Incident response time is the time which elapses from the Service receiving an emergency call to a fire appliance arriving at the incident location. Scotland currently has no national standard for response times but in the former Central Scotland Fire and Rescue Service the benchmark time was set at ten minutes. During the reporting period the average response time to incidents in Clackmannanshire was nine minutes 34 seconds, which is within the benchmark ten minute period. This statistic will continue to be monitored and reported to the committee as appropriate.
- 3.11 The SFRS will carry out a spring action plan. The aim of this is to minimise the impact of fire during the Spring and Easter Holiday period. It will run from Monday 29th February 2016 to Monday 25th April 2016

Author(s)

NAME	DESIGNATION	TEL NO / EXTENSION
Ross Haggart	Clacks/Stirling LSO	01259724112

Approved by

NAME	DESIGNATION	SIGNATURE
Ross Haggart	Clacks/Stirling LSO	

Clackmannanshire Local Fire and Rescue Plan 2014-17

Quarter 3 Report 2015-16



SCOTTISH
FIRE AND RESCUE SERVICE
Working together for a safer Scotland



**Clackmannanshire
Council**

Guide to symbols used in this report

ACTIONS		PIs	
Expected Outcome		Trend (Average for quarter over last 4 years)	
	Meet target/complete within target dates		Performance has improved
	Will complete, but outwith target		Performance has remained the same
	Fail to complete or cancelled		Performance has declined
			No comparison available - May be new indicator or data not yet available

1. Local Risk Management and Preparedness

Latest Note

The Service identifies, prioritises and plans to meet the risks in each local community.

We said we would:

- actively participate in the Community Planning Arrangements
- develop our staff to deal with our local risks
- gather and analyse risk information
- work with partners to mitigate risks
- deal with major events.

All our operational staff continue to gather and analyse local risk information and operational intelligence, which is used in our preparations to resolve incidents.


We conduct Post Incident debriefs to identify any lessons that can be learned from our preparedness and response to emergency events.











We use Urgent Operational Intelligence Briefings to inform our operational staff of any safety critical information that ensure their, and the communities, continued safety.

We continue to be an active member of the Forth Valley Local Resilience Partnership (FVLRP).


We share information with local authority partners and other key stakeholders (e.g. Police Scotland, Scottish Ambulance Service, Clackmannanshire Council Emergency Planning Department) to ensure emergency event risks are mitigated. The Forth Valley Local Resilience Partnership Risk Management Sub Group is currently reviewing risk mapping within the Forth Valley area.





During the reporting period the service did not attend any major fires or incidents in the Clackmannanshire area.

Covalent Ref.	Action	Due Date	Progress	Expected Outcome	Latest Note
SAP FIR 001	Support operational staff through a centrally supported maintenance phase development programme	31-Mar-2016	75%		All wholtime watches and RDS stations continue to progress through their annual MPDP. This is completed on a quarterly basis with support provided by T&ED LSO trainers. RDS stations are supported by the delivery of development modules through T&ED and wholtime watches through confirmation exercise and face to face support. All modular development when completed is recorded on PDR Pro with each module accessed through the LCMS and completed by confirmation exercises and/or assessment.


Covalent Ref.	Action	Due Date	Progress	Expected Outcome	Latest Note
SAP FIR 002	Support the development of officers through internal and external exercises.	31-Mar-2016			Officers are invited to participate in on site and off site multi agency exercise that are run periodically across the ESDA. Confirmation exercises that are completed through the MPDP can facilitate officer attendance for observation or command purposes. Officers are required to attend exercises as part of their role.
SAP FIR 003	Ensure currency of operational intelligence by completing or reviewing tactical information plans in line with national guidance and local needs.	31-Mar-2016			<p>The SFRS has a statutory duty to reduce the risks to our communities to make certain that they receive the best possible service. The management of risk within our community means:</p> <ul style="list-style-type: none"> • Identifying the risks to the community which fall within the scope of responsibility of the SFRS. • Undertaking a process to prioritise these risks. • Ensure appropriate local and national resource capability and training. <p>A new process to ensure that operational intelligence is gathered in an efficient manner, ensuring the information remains current is being piloted in the LSO area. If successful, this will then be delivered throughout the East Service Delivery area.</p> <p>The pilot to improve the operational intelligence is nearing completion of phase two within Clackmannanshire. All of the premises initially identified as being high risk within the Area have been completed and the next level of premises are now being addressed, with relevant information uploaded onto appliance Mobile Data Terminals.</p>
SAP FIR 004	Fully support the FVLRP and local partners to ensure that incidents at the local significant premises are well managed.	31-Mar-2016			The Operational Intelligence pilot has continued to focus on the high risk premises in the area. This ensures that our operational preparedness will meet the expectations of our partners.
SAP FIR 005	Engage with local partners to ensure community risk reduction through comprehensive information sharing.	31-Mar-2016			Local Officers are involved in the local community planning process at all levels with the Station Manager for Alloa, and Tillicoultry now embedded in the local community planning partnership, leading on the Home and Road Safety reference. The local community wardens have now been trained on delivering home fire safety visits allowing a partnership approach to the wider home safety agenda in Clackmannanshire.
SAP FIR 006	The SFRS will ensure that the local internal Business Continuity Plans are annually reviewed within Clackmannanshire, engaging with partners, where there are opportunities for coordinated improvement.	31-Mar-2016			The quarterly audit of Alloa Fire Station has been completed. This audit covers operational resources, ensuring that they are maintained in a state of readiness, all equipment and PPE is fully maintained, with test records complete and accurate.

2. Reduction of Accidental Dwelling Fires


Covalent Ref.	PI Description	2014/15	2015/16	Q3 2015/16		Q3 2015/16
		Value	Target	Value	Long Trend	Note
SAP FIR 02	Number of accidental dwelling fires	42	37	16		During the reporting period there were 16 accidental dwelling fires. This is an increase of 7 when compared to the same reporting period in 2014/15. Smoke detection was present in 10 of the 16 premises. 12 of the 16 fires were caused by cooking or cooking related activities. Of the 13 fires that can be attributed to a person; 3 were caused by adults over 65, 8 were caused by adults under 65, 1 was caused by a youth and 1 by a child under 10. Alcohol or drugs were classed as a contributory factor in 1 of the 16 incidents. Only 2 of the 16 incidents required the SFRS to apply water the rest were at a level requiring no firefighting or removal of the fuel supply.



Covalent Ref.	Action	Due Date	Progress	Expected Outcome	Latest Note
SAP FIR 007	Continue to deliver targeted Home Fire Safety Visits, ensuring that the focus remains on higher risk individuals and households.	31-Mar-2016			There have been 86 HFSV completed within the Clackmannanshire area during the reporting period. 44 of these premises were classed as high risk. There have been 54 visits completed that required the SFRS to fit smoke detection.
SAP FIR 008	Data analysis to ensure engagement is targeted at vulnerable groups	31-Mar-2016			The SFRS continue to monitor engagement activities to ensure that they are targeted where most required. MECS continue to offer the referrals targeted at those most vulnerable. 47% of the HFSV completed during the reporting period were referred by MECS. The service continues to monitor operational response both locally and nationally. 18 post domestic incident responses were completed; these ensure that occupiers of domestic premises are given advice following an incident to reduce the likelihood of it reoccurring.

3. Reduction in Fire Casualties and Fatalities


Covalent Ref.	PI Description	2014/15	2015/16	Q3 2015/16		Q3 2015/16
		Value	Target	Value	Long Trend	Note
SAP FIR 03	Number of fire casualties and fatalities	4	6	0		There were no fatalities or casualties recorded during the reporting period. This is a reduction of 3 when compared to the same period in 2014/15.





4. Reduction of Deliberate Fire Setting

Covalent Ref.	PI Description	2014/15	2015/16	Q3 2015/16		Q3 2015/16
		Value	Target	Value	Long Trend	Note
SAP FIR 04	Number of deliberate fires	94	124	14		There were 14 deliberate fires during the reporting period. This is a reduction of 5 when compared to the same reporting period during 2014/15. Six of these fires were primary fires; This includes 2 fires at a prison, a garden shed, a domestic premise, a fire in a storage yard and wood stacked to the rear of a warehouse affecting the building. There were 8 secondary fires with 4 of these being fires involving refuse or refuse containers.


Covalent Ref.	Action	Due Date	Progress	Expected Outcome	Latest Note
SAP FIR 009	Deliver general activities for young people at risk of fire setting and fire-related ASB.	31-Mar-2016	<div style="width: 75%;"><div style="background-color: #4f81bd; height: 10px; width: 100%;"></div></div> 75%		The SFRS continues to deliver educational talks, school visits and works with our partners to reduce deliberate fires and fire related ASB within Clackmannanshire. During the reporting period we completed our Autumn Thematic Action Plan and supported Operation Alamo. The key outcomes of this plan were to reduce fire related antisocial behaviour and reduce accidents and injuries arising from outdoor fires and misuse of fireworks. During the reporting period the SFRS delivered 42 presentations to groups within Clackmannanshire.
SAP FIR 010	Identify young people with a specific risk of fire setting and fire-related ASB and work in partnership to deliver appropriate interventions.	31-Mar-2016	<div style="width: 75%;"><div style="background-color: #4f81bd; height: 10px; width: 100%;"></div></div> 75%		Partnerships are established with Police Scotland, Barnados, Axis and Early and Effective intervention (EEI) – Youth Justice Referrals with Local Area Liaison Officer from the Fire Service attending the EEI each time a youth has been identified with fire related issues. There was 1 Firesetter referral during this reporting period.



5. Reduction of Fires in Non Domestic Properties

Covalent Ref.	PI Description	2014/15	2015/16	Q3 2015/16		Q3 2015/16
		Value	Target	Value	Long Trend	Note
SAP FIR 05	Number of non-domestic property fires	23	21	7		There were 7 fires in non-domestic premises. This is an increase of 3 when compared to the same period in 2014/15. Of these fires 2 were in prisons, 1 in a health centre, 1 in a bank, 1 in local industries, 1 garden shed and one outside a building used as a warehouse. 4 of these fires were classed as deliberate.


Covalent Ref.	Action	Due Date	Progress	Expected Outcome	Latest Note
SAP FIR 011	Identify high life risk non-domestic premises and carry out safety audits of these premises.	31-Mar-2016			Premises identified as high life risk are audited in line with the national fire safety enforcement framework by local enforcement officers. All fires within non-domestic properties receive a post fire audit with the SFRS working in partnership with the wider business community.
SAP FIR 012	Provide accessible information on fire safety and fire legislation for businesses through various communications channels	31-Mar-2016			Relevant Fire Safety Risk Assessment advice is given to duty holders when required to support their compliance with the fire safety Law. Businesses are signposted to the Scottish Government web site for Fire Safety Legislation on all correspondence.





6. Reduction in Casualties from Road Traffic Collisions, Flooding and other Special Service Calls

Covalent Ref.	PI Description	2014/15	2015/16	Q3 2015/16		Q3 2015/16
		Value	Target	Value	Long Trend	Note
SAP FIR 06	Number of casualties from Road Traffic Collisions, Flooding and other Special Service Calls	26	27	6		The number of casualties from all special services attended by the SFRS for the reporting period was 6 (Two of these were fatalities); this is a decrease of 1 from the same reporting period in 2014/15. Of the 2 fatalities one was to locate an adult a local river and the other was a request from a partner agency to attend a domestic premise for a medical emergency. Two of these casualties were due to RTC's with the others being a rescue from height in the oohills and assisting an elderly male who had fallen in his house. During the reporting period the service attended 35 special service incidents which was an increase of 15 when compared to the corresponding period in 2014/15. Ten of these incidents were RTC's, 5 forced entries to premises, 3 assist MECS lift resident, 3 domestic flood incidents, 2 medical emergencies, 2 rescues from height, 2 animal rescues, 2 chemical incidents, 1 removal of wedding ring, 1 extrication from a bed, 2 water rescues, respond to storm damage and 1 suspected explosive device.

Covalent Ref.	Action	Due Date	Progress	Expected Outcome	Latest Note
SAP FIR 013	Support educational work targeted at high risk groups on non-fire related issues, working in partnership to get the agreed messages across to targeted groups.	31-Mar-2016	 75%		During the reporting period the SFRS have continued to enhance links with a variety of Community Groups and charities, these have included "Acton in Mind" mental health charity, ongoing training on Domestic Violence and sign language. Road Safety continues to be a priority with the SFRS linking with "THINK" and "BRAKE" road safety charities to deliver educational packages within schools and Safe Drive Stay Alive is being organised.

7. Reduction of Unwanted Fire Alarm Signals

Covalent Ref.	PI Description	2014/15	2015/16	Q3 2015/16		Q3 2015/16
		Value	Target	Value	Long Trend	Note
SAP FIR 07	Number of unwanted fire alarm signals	452	450	108		During the reporting period there have been 108 Unwanted Fire Alarm Signals this is a reduction of 24 when compared to the same reporting period in 2014/15. 66 of these were in premises covered by the UFAS policy.

Covalent Ref.	Action	Due Date	Progress	Expected Outcome	Latest Note
SAP FIR 014	Embed the national unwanted fire alarm signal procedure ensuring the targeting of buildings with high levels of unwanted fire alarm signals to ensure they have appropriate procedures in place	31-Mar-2016			SFRS staff are working with occupiers of all premises giving support and advice where applicable. Enforcement Officers have met with all premises holders that have breached the thresholds within the UFAS Policy. No new premises have breached the threshold within the reporting period.
SAP FIR 015	Share information and develop engagement programmes to reduce the number of malicious calls	31-Mar-2016			SFRS staff continues to highlight the consequences of malicious calls during all youth engagements. There was only one malicious call during the reporting period. The service will continue to monitor all malicious calls and where required take appropriate action.

Report to Resources & Audit Sub-committee

Date of Meeting: 17 February 2016

Subject: Resources & Audit Sub-committee Forward Plan

Report by: Head of Strategy & Customer Services

1.0 Purpose

- 1.1. The purpose of this report is to present a forward plan for Resources & Audit Sub-committee for the coming year.

2.0 Recommendations

- 2.1. It is recommended that Resources & Audit Sub-committee agree the forward plan for 2015/16 as set out at Appendix 1, subject to Council approval.

3.0 Considerations

- 3.1. This report outlines a schedule of reports (Appendix 1) for Resources and Audit Sub-committee for the year 2016/17. The Forward Plan reflects the current remit of the Resources and Audit Sub-committee as approved by Council in June 2012.
- 3.2. Whilst the Plan covers the Committee's core remit, it should be noted that it may vary during the course of the year to accommodate unanticipated developments. Should this be the case, future reports to the Sub-committee would highlight any additions or deletions from the agreed Plan.

4.0 Sustainability Implications

- 4.1. There are no direct sustainability implications arising from this report.

5.0 Resource Implications

5.1. *Financial Details*

- 5.2. The full financial implications of the recommendations are set out in the report. This includes a reference to full life cycle costs where appropriate.

Yes

5.3. Finance have been consulted and have agreed the financial implications as set out in the report. Yes

5.4. *Staffing - there are no significant staff implications arising from this report.*

6.0 Exempt Reports

6.1. Is this report exempt? Yes (please detail the reasons for exemption below) No

7.0 Declarations

The recommendations contained within this report support or implement our Corporate Priorities and Council Policies.

(1) **Our Priorities** (Please double click on the check box)

- The area has a positive image and attracts people and businesses
- Our communities are more cohesive and inclusive
- People are better skilled, trained and ready for learning and employment
- Our communities are safer
- Vulnerable people and families are supported
- Substance misuse and its effects are reduced
- Health is improving and health inequalities are reducing
- The environment is protected and enhanced for all
- The Council is effective, efficient and recognised for excellence

(2) **Council Policies** (Please detail)

8.0 Equalities Impact

8.1 Have you undertaken the required equalities impact assessment to ensure that no groups are adversely affected by the recommendations?

Yes No Not required in this instance.

9.0 Legality

9.1 It has been confirmed that in adopting the recommendations contained in this report, the Council is acting within its legal powers. Yes

10.0 Appendices

10.1 Please list any appendices attached to this report. If there are no appendices, please state "none".

Appendix 1 - Resources & Audit Sub-committee - Forward Plan 2016/17

11.0 Background Papers

11.1 Have you used other documents to compile your report? (All documents must be kept available by the author for public inspection for four years from the date of meeting at which the report is considered)

Yes (please list the documents below) No

The Council's Decision-Making Framework, 1 June 2012

Author(s)

NAME	DESIGNATION	TEL NO / EXTENSION
Stuart Crickmar	Head of Strategy & Customer Services	2127

Approved by

NAME	DESIGNATION	SIGNATURE
Stuart Crickmar	Head of Strategy & Customer Services	
Garry Dallas	Executive Director	

Appendix 1 - Resources & Audit Sub-committee - Forward Plan 2016/17

Meeting	Date	Title of Report	Lead Officer
JUNE 2016			
R&A Sub-Committee	8 June	Local Police Plan 2015/16 Year-end Report	Local Police Commander
		Local Fire Plan 2015/16 Year-end Report	Local Fire Commander
		CSWPT 2015/16 Year-end Report	CSWPT Chair
		BJSPT 2015/16 Year-end Report	BJSPT Chair
		NHS FV Clackmannanshire SOA 2015/16 Update Report	NHS FV
		CTSI Clackmannanshire SOA 2015/16 Update Report	CTSI
OCTOBER 2016			
R&A Sub-Committee	5 October	Children & Young People's Strategic Partnership 2015/16 Annual Report	CYPSP Chair
		Local Police Plan Q1 2016/17	Local Police Commander
		Local Fire Plan Q1 2016/17	Local Fire Commander
		Community Justice Partnership Update Report	Head of S&CS
		Public Protection Forum Update Report	Head of S&CS
DECEMBER 2016			
R&A Sub-Committee	7 December	Local Police Plan Q2 2016/17	Local Police Commander
		Local Fire Plan Q2 2016/17	Local Fire Commander
		NHS FV Clackmannanshire SOA 2016/17 Update Report	NHS FV
		CTSI Clackmannanshire SOA 2016/17 Update Report	CTSI
		CSWPT 2016/17 Update Report	CSWPT Chair
		BJSPT 2016/17 Update Report	BJSPT Chair
FEBRUARY 2017			
R&A Sub-Committee	15 February	Local Police Plan Q3 2016/17	Local Police Commander
		Local Fire Plan Q3 2016/17	Local Fire Commander
		Children & Young People's Strategic Partnership 2016/17 Update Report	CYPSP Chair
		Public Protection Forum Update Report	Head of S&CS

