
Report to Resources & Audit Sub-committee

Date of Meeting: 10 December 2014

Subject: Quarter 2, 2014/15 Performance Report, Scottish Fire & Rescue Service

Report by Head of Strategy & Customer Services

1.0 Purpose

- 1.1. This report presents to Sub-committee information relating to Quarter 2, 2014/15 performance that has been provided by the Scottish Fire & Rescue Service for the purposes of scrutiny in relation to progress against the approved Clackmannanshire Fire & Rescue Plan.

2.0 Recommendations

- 2.1. It is recommended that the Committee notes, challenges and comments on the performance information provided by the Scottish Fire & Rescue Service for Quarter 2, 2014/15.

3.0 Considerations

- 3.1. The report at Appendix 1 was provided to the Head of Strategy & Customer Services by the Local Senior Officer of the Scottish Fire & Rescue Service for the purposes of scrutiny at the Resources & Audit Sub-committee in relation to progress against the approved Clackmannanshire Fire & Rescue Plan.

4.0 Sustainability Implications

- 4.1. There are no direct sustainability implications for Clackmannanshire Council.

5.0 Resource Implications

5.1. *Financial Details*

- 5.2. The full financial implications of the recommendations are set out in the report. This includes a reference to full life cycle costs where appropriate.

Yes

5.3. Finance have been consulted and have agreed the financial implications as set out in the report. Yes

5.4. *Staffing* - no implications for Clackmannanshire Council.

6.0 Exempt Reports

6.1. Is this report exempt? Yes (please detail the reasons for exemption below) No

7.0 Declarations

The recommendations contained within this report support or implement our Corporate Priorities and Council Policies.

(1) **Our Priorities** (Please double click on the check box)

Not applicable

The area has a positive image and attracts people and businesses

Our communities are more cohesive and inclusive

People are better skilled, trained and ready for learning and employment

Our communities are safer

Vulnerable people and families are supported

Substance misuse and its effects are reduced

Health is improving and health inequalities are reducing

The environment is protected and enhanced for all

The Council is effective, efficient and recognised for excellence

(2) **Council Policies** (Please detail)

Not applicable

8.0 Equalities Impact

8.1 Have you undertaken the required equalities impact assessment to ensure that no groups are adversely affected by the recommendations?

Yes No Not applicable

9.0 Legality

9.1 It has been confirmed that in adopting the recommendations contained in this report, the Council is acting within its legal powers. Yes

10.0 Appendices

10.1 Please list any appendices attached to this report. If there are no appendices, please state "none"

Appendix 1- Quarter 2, 2014/15 Performance Report

11.0 Background Papers

11.1 Have you used other documents to compile your report? (All documents must be kept available by the author for public inspection for four years from the date of meeting at which the report is considered)

Yes (please list the documents below) No

Author(s)

NAME	DESIGNATION	TEL NO / EXTENSION
Stuart Crickmar	Head of Strategy & Customer Services	2127

Approved by

NAME	DESIGNATION	SIGNATURE
Stuart Crickmar	Head of Strategy & Customer Services	
Garry Dallas	Executive Director	

Clackmannanshire Local Fire Plan Performance Report Quarter 2 2014/15





Kenneth Rogers, Local Senior Officer, Scottish Fire & Rescue Service



- 1.1. A number of significant trends are worth highlighting.
- 1.2. There have been no fire related fatalities and one casualty in the reporting quarter which is a reduction of 1 casualty when compared to the second quarter of 2013/14. We have seen a steady downward reduction in fire casualties and fatalities in the last 5 years in Clackmannanshire.
- 1.3. Accidental Dwelling fires have decreased by 1 compared with quarter 2 in 2013/14. The cause of these fires has predominantly been cooking related activities.
- 1.4. Work is on-going to identify and support vulnerable people in Clackmannanshire, through the Home Fire Safety Programme and Fire Safety referrals through the multi-agency Vulnerable Persons Reporting (VPR) system. The quantity and quality of referrals from partners allow the service to target resources within Clackmannanshire, this will aim to reduce the number of accidental dwelling fires in the long term.
- 1.5. Non-domestic fires have reduced when compared to the second quarter of 2013/14. While the recorded incidents have not caused significant damage the high risk potential of this type of fire prompts a thorough incident review and a post fire audit completed where required. This ensures that we work closely with local businesses to reduce fire risks in this sector.
- 1.6. The trend in the number of false alarm calls has remained constant in this period when compared to the second quarter. It is noteworthy that false alarm calls continue to make up more than 50% of all calls received in Clackmannanshire and such as their reduction remains a focus for the SFRS. This is achieved by SFRS working with local businesses on their legislative responsibility in relation to fire safety and will be supported by the implementation of a new false alarm reduction policy from the 1st of December.





Clackmannanshire Local Fire Plan Performance Report Quarter 2 14/15 - DRAFT

Generated on: 12 November 2014

Covalent Ref.	PI Description	2013/14	2014/15	Q1 2014/15		Latest Note
		Value	Target	Value	Short Trend	
SAP FIR 01	Local Risk Management Preparedness		TBA	TBA	■	<p>The Service identifies, prioritises and plans to meet the risks in each local community.</p> <p>We said we would:</p> <ul style="list-style-type: none"> actively participate in the Community Planning Arrangements develop our staff to deal with our local risks gather and analyse risk information work with partners to mitigate risks deal with major events. <p>All our operational staff continue to gather and analyse local risk information and operational intelligence which is used in our preparations to resolve incidents.</p> <p>We conduct Post Incident debriefs to identify any lessons that can be learned from our preparedness and response to emergency events.</p> <p>We use Urgent Operational Intelligence Briefings to inform our operational staff of any safety critical information that ensure their, and the communities , continued safety.</p> <p>We continue to be an active member of the Forth Valley Local Resilience Partnership.</p> <p>We share information with local authority partners and other key stakeholders (e.g Police Scotland, ScottishAmbulance Service, Clackmannanshire Council Emergency Planning Department) to ensure emergency event risks are mitigated. The Forth Valley Local Resilience Partnership Risk Management Sub Group is currently reviewing risk mapping within the Forth Valley area.</p> <p>During the reporting period the service did not attend any major fires or incidents in the Clackmannanshire area.</p> <p>Incident response time is the time which elapses from the Service receiving an emergency call to a fire appliance arriving at the incident location. Scotland currently has no national standard for response times but in the former Central</p>

Covalent Ref.	PI Description	2013/14	2014/15	Q1 2014/15		Latest Note
		Value	Target	Value	Short Trend	
						Scotland Fire & Rescue Service the benchmark time was set at 10 minutes. During the second quarter of this year the average response time to incidents in Clackmannanshire was 7 minutes 55 seconds which is well within the benchmark 10 minute period. This statistic will continue to be monitored and reported to the committee as appropriate.
SAP FIR 02	Number of accidental dwelling fires	38	38	13		There were 13 accidental dwelling fires during the second quarter, a decrease of 1 incident when compared to the same reporting period during 2013/14. 6 of the incidents occurred in Clackmannanshire Central Ward, 4 in Clackmannanshire South Ward, 2 in Clackmannanshire West and 1 in Clackmannanshire North. The main cause of these incidents was cooking related activities. In 12 incidents we were able to identify the person whose actions caused the fire; 9 incidents involved adults between the age of 18 and 64, with 2 incidents involving adults aged 65 or over and 1 incident involved a child below the age of 10. Smoke detection was present in 10 of the 13 premises. 3 of these incidents had alcohol or drugs noted as a contributory factor.
SAP FIR 03	Number of fire casualties and fatalities	3	8	1		There have not been any fatalities recorded during the reporting period and there has been one casualty which was at a non-domestic incident. This is a reduction of 1 from the same reporting period in 2013/14.
SAP FIR 04	Number of deliberate fires	114	116	30		<p>There were 30 instances in the quarter. This is a reduction of 17 when compare to the same period during 2013/14.</p> <p>We have seen a decrease of 3 deliberate primary fires to 9; we have seen a decrease of 14 deliberate secondary fires when compared against same reporting period in 2013/14.</p> <p>Of the primary fires 1 involved a dwelling, 3 were woodland, 3 was a baled crops, 1 was a lorry, one was a lamppost and one was garden furniture.</p> <p>Of the secondary fires 55% involved grassland/heathland or other small vegetation, 13% involved trees/hedges and 32% involved refuse or refuse containers.</p> <p>Nationally the average rate of deliberate fires is 7.66 per 10,000 population for the reporting period. The Clacks rate is 5.91 which is significantly lower.</p>
SAP FIR 05	Number of non-domestic property fires	21	19	5		There were 5 non-domestic fires during this reporting period this is a reduction of 3 when compared to the same period during 2013/14. None of these fires were deliberately started.
SAP FIR 06	Number of casualties from Road Traffic Collisions, Flooding and other Special Service Calls	8	17	7		Scottish Fire and Rescue Service attended 7 RTC's during the reporting period, an increase of 4 incidents compared with the same period during 2013/14. There were 7 casualties reported which is an increase 5 on the same reporting period in 2013/14. The actions identified in SAP FIR 016 reflect this

Covalent Ref.	PI Description	2013/14	2014/15	Q1 2014/15		Latest Note
		Value	Target	Value	Short Trend	
						<p>statistic in addition to the incidents attended by the service and the accepted role that SFRS has in road safety education.</p> <p>In addition to the RTC's, the service attended a further 19 special service incidents. These include 4 Bariatric rescues, 4 assisting other agencies, assisting 5 persons locked on or out of a property, one child stuck in a chair and one adult trapped by a bed. Whilst attending these incidents we forced entry to a premise for the ambulance service where there was an adult fatality, one adult with crush injuries taken to hospital and one adult who received medical assistance but refused to attend hospital.</p>
SAP FIR 07	Number of unwanted fire alarm signals	407	445	106		<p>There has been an increase of 2 false alarms during the reporting period when compared with the same period in 2013/14. This increase is mainly due to an increase of 12 in equipment failure incidents.</p> <p>A new national policy for dealing with False Alarms will be implemented on the 1st of December which will improve management of such calls and will promote a further reduction.</p>

Covalent Ref.	Action	Due Date	Progress	Expected Outcome	Latest Note
SAP FIR 001	Support operational staff through a centrally supported maintenance phase development programme delivering	31-Mar-2015	50%		All targeted modules were completed during the reporting period. Scheduled visitations to Alloa and Tillicoultry Retained Duty Stations by an officer from the Training and Employee development department are on target.
SAP FIR 002	Support the development of officers through internal and external exercises.	31-Mar-2015	50%		One officer from Alloa station attended a Command Competence Development Course.
SAP FIR 003	Ensure currency of operational intelligence by completing or reviewing tactical information plans in known high risk premises.	31-Mar-2015	44%		<p>The SFRS has a statutory duty to reduce the risks to our communities to make certain that they receive the best possible service. The management of risk within our community means:</p> <ul style="list-style-type: none"> Identifying the risks to the community which fall within the scope of responsibility of the SFRS. Undertaking a process to prioritise these risks. Ensuring that appropriate Local and National resource capability and trained <p>A new process to ensure that the operational intelligence gathered in an efficient manner ensuring the information remains current is being piloted in the LSO area. If successful, this will then be delivered through the East Service delivery area.</p>
SAP FIR 004	Support the local communities in both the prevention and mitigating the impact of flood water.	31-Mar-2015	50%		SFRS is represented on the local Flood Liaison Advisory Group and is working closely with this Group and Clacks Emergency Planning Officer to integrate flood response plans. The service has offered support to local groups and will offer further support to deliver these plans.

Covalent Ref.	Action	Due Date	Progress	Expected Outcome	Latest Note
SAP FIR 005	Home Fire Safety visits. Number targeted at vulnerable people	31-Mar-2015	65%	✓	The service has completed 253 home fire safety visits in the reporting period. 205 of these have been in dwellings we class as most vulnerable and we have fitted smoke detectors at 96 of these visits. The focus on dwellings classed as high risk has been enhanced by local partnership working with referral processes set up with partner organisations in Clacks.
SAP FIR 006	Data analysis to ensure engagement is targeted at vulnerable groups	31-Mar-2015	50%	✓	SFRS monitor engagement activities to ensure that they are targeted where most required. Through improved partnership referrals the skills and knowledge of our partners are being used to proactively target people at risk. The service also monitors the operational response to identify any trends and through reactive measures we ensure that these are addressed. Over the last 15 months there has been an increase in the number of special services involving Bariatric Patients. This has been addressed with the NHS to ensure that resources are best utilised and that Bariatric Patients are supported in an appropriate manner. The service has over 12 partners referring HFSV regularly with Scottish Autism and the Mobile Emergency Care Service delivering an especially high quality of referrals during the reporting period.
SAP FIR 007	Links with community and community partners	31-Mar-2015	50%	✓	Local Officers are involved in the local Community planning process at all levels with the Station commander for Alloa and Tillicoultry now embedded in the local community planning partnership and the Prevention and Protection team supporting the CTSI develop their annual action plan. The service continues to support the Asset Based Approach in Hawkhill and have been working with the pupils at Alva Academy delivering sports coaching to build the links with the youths in the local area.
SAP FIR 008	Diversionary activities with young people at risk of fire setting and fire ASB, supporting young firesetters, school education.	31-Mar-2015	40%	✓	During the reporting period there have been 13 educational visits with 7 other visits to Gala's community events or targeted leaflet drops.
SAP FIR 009	Identify young people at risk of fire setting and fire ASB	31-Mar-2015	50%	✓	Partnerships are established with Police Scotland, Barnardos, Axis and Early and Effective Intervention (EEI) - Youth Justice Referrals with the local area liaison officer from the fire service attending the EEI each time a youth has been identified with fire related issues. There has been one young fire setter visit required during the reporting period.
SAP FIR 010	Improve information sharing with partners	31-Mar-2015	50%	✓	Through the risk proportionate audit process high risk premises are identified. This process is under constant review. Businesses that are considered high risk commercially include premises where high numbers of people are employed or when valuable or unique service is offered to the community.
SAP FIR 011	Identify high risk commercial premises and carry out annual safety audits of these premises.	31-Mar-2015	50%	✓	Premises that are identified as high risk are audited on an annual basis by a local enforcement officer. 14 high risk premises have been audited in the reporting quarter. Through the audit process, advice and assistance is given to businesses to ensure that fire alarm systems are appropriately installed and maintained to reduce the incidences of unwanted fire alarm signals and the negative impact that they can have both on businesses and the fire service. In addition there have been 20 consultations carried out in Clackmannanshire.

Covalent Ref.	Action	Due Date	Progress	Expected Outcome	Latest Note
SAP FIR 012	Work in partnership to ensure business continuity	31-Mar-2015	35%	✓	Enforcement officers are available to give fire safety advice to duty holders when requested. The service works in partnership with Healthy Working Lives programme to support and educate businesses on risks at work. The main focus of the partnership work with health working lives is the implementation of the new national unwanted fire signal procedure.
SAP FIR 013	Provide accessible information on fire safety and fire legislation for businesses through various communications channels	31-Mar-2015	50%	✓	Relevant Fire Safety Risk Assessment advice is given to duty holders when required to support their compliance with Fire Safety Law. Businesses are signposted to the government web site for Fire Safety legislation on all correspondence.
SAP FIR 014	Deliver a national unwanted fire alarm signal procedure ensuring the targeting of buildings with high levels of unwanted fire alarm signals to ensure they have appropriate procedures in place	1-Dec-2014	90%	✓	Training of all staff with the exception on Control has been completed.
SAP FIR 015	Share information and develop engagement programmes to reduce the number of malicious calls	31-Mar-2015	50%	✓	Following a rise in the number of malicious calls in 2013-14 there is close monitoring of all malicious calls received in the Stirling and Clacks area. During the reporting period there have only been two malicious calls a reduction of 2 from the same reporting period in 2013/14. A focus on this has been added to the input given during the visits to Schools.
SAP FIR 016	Support educational work targeted at high risk groups on driving safety, work in partnership to get messages across to targeted groups	31-Mar-2015	30%	✓	The service has taken an active role in developing the road safety agenda through the development of a Forth Valley wide multiagency partnership and supporting the local authority in delivering road safety advice to local schools. A modular educational resource called "Go- Safe Scotland" has been rolled out to all Primary Schools in Clackmannanshire which contains a Road Safety module in addition to modules on Fire and Water Safety.